




• you are not alone; families can and do survive • there is no right or wrong way to respond; there is no right or wrong way to feel • hope is essential to your survival • to give your child the best chances of being found, you and law enforcement must treat one another as partners • base your relationship with law enforcement on mutual respect, trust, and honesty; however, you don't have to agree on every detail • trust your feelings, instincts, and gut reactions; share them with law enforcement so they can be checked out • don't be afraid to make suggestions or air differences of opinion • contact the media immediately; they can be a very effective tool in asking for help • if you are unable to speak alone, select someone to function as your media spokesperson • remember that you control the situation, the media do not control you • you have the right to say no to an interview • you have the right to refrain from answering questions if doing so makes you feel uncomfortable • you have the right to completely give your side of the story • you have the right to be treated with dignity and respect • let people know you love your child and need their help in finding and bringing your child home • hold a prayer or candlelight vigil • distributing pictures and information is an essential part of search and recovery • get as many people and organizations as possible to distribute your child's picture • plug into NCMEC's photo distribution services • place reward posters where those people most likely to have information can see them • the many offers of support will carry you through; when people ask what they can do, try to tell them something specific • don't be afraid to ask for what you need . . . people really do want to help • as long as you have specific tasks for volunteers to perform, they won't go away • asking volunteers to help relieves you of the burden of trying to do everything yourself, which you cannot • many organizations are poised to help you find your missing child • do everything you can to take care of yourself • it is okay, even necessary, to take a break from the stress for dinner and a walk • don't blame yourself . . . at any given moment, you are doing the best you possibly can • you do not have to be an "emotional rock" for extended family • seek peace and solace for yourself, encourage family members to do the same • a laugh can be as cleansing as a good cry • your child needs you to be strong • bring the needs of your other children into balance with those of your missing child • don't let your loss become a taboo subject • keep a notebook with you to record your thoughts and review it periodically • keep your focus and exercise caution • never stop looking



When Your  
**Child**  
Is Missing:  
*A Family  
Survival Guide*

OJJDP  
REPORT

# Contact Organizations

## National Center for Missing & Exploited Children®

699 Prince Street  
Alexandria, VA 22314-3175  
800-THE-LOST® (800-843-5678) (Hotline for the United States, Canada, and Mexico),  
800-826-7653 (TTY), or 703-274-3900  
703-274-2200 (Fax)  
Internet: [www.missingkids.com](http://www.missingkids.com)  
CyberTipline: [www.cybertipline.com](http://www.cybertipline.com)

### Branch Offices

California: 714-508-0150  
Florida: 561-848-1900  
Kansas City (MO): 816-756-5422  
New York: 585-242-0900  
South Carolina: 803-254-2326  
Texas: 512-465-2156

## Child Protection Division

Office of Juvenile Justice and Delinquency Prevention  
Office of Justice Programs  
U.S. Department of Justice  
810 Seventh Street NW.  
Washington, DC 20531  
202-616-3637  
202-307-2819 (Fax)  
Internet: [www.ojp.usdoj.gov/ojjdp](http://www.ojp.usdoj.gov/ojjdp)

## Office for Victims of Crime

Office of Justice Programs  
U.S. Department of Justice  
810 Seventh Street NW.  
Washington, DC 20531  
202-307-5983  
202-514-6383 (Fax)  
Internet: [www.ojp.usdoj.gov/ovc](http://www.ojp.usdoj.gov/ovc)

## Federal Bureau of Investigation

See the front of your local telephone book for the number of your local FBI Field Office.

## FBI Headquarters

Special Investigations and Initiatives Unit  
Crimes Against Children Unit  
935 Pennsylvania Avenue NW.  
Washington, DC 20535-0001  
202-324-3666  
202-324-2731 (Fax)

## Association of Missing and Exploited Children's Organizations, Inc.

Internet: [www.amecoinc.org](http://www.amecoinc.org)

When Your  
**Child**  
Is Missing:

*A Family  
Survival Guide*



Jeff Slowikowski, Acting Administrator  
Office of Juvenile Justice and Delinquency Prevention  
Office of Justice Programs  
U.S. Department of Justice

NCJ 228735

Fourth Edition  
May 2010

**U.S. Department of Justice  
Office of Justice Programs  
Office of Juvenile Justice and Delinquency Prevention**  
810 Seventh Street NW.  
Washington, DC 20531

**Eric H. Holder, Jr.**  
*Attorney General*

**Laurie O. Robinson**  
*Assistant Attorney General*

**Jeff Slowikowski**  
*Acting Administrator*

This document was prepared by Fox Valley Technical College under cooperative agreement number 2008–MC–CX–K005 from the Office of Juvenile Justice and Delinquency Prevention, U.S. Department of Justice. This edition is updated from the third printing.

The Office of Juvenile Justice and Delinquency Prevention is a component of the Office of Justice Programs, which also includes the Bureau of Justice Assistance; the Bureau of Justice Statistics; the Community Capacity Development Office; the National Institute of Justice; the Office for Victims of Crime; and the Office of Sex Offender Sentencing, Monitoring, Apprehending, Registering, and Tracking (SMART).

**I** remember standing in the middle  
of the chaos thinking, I wish I had  
a book to tell me what to do.

—Colleen Nick





Office of the Attorney General  
Washington, D.C. 20530

**Message From Attorney General Eric H. Holder, Jr.**

Nothing is more important to parents than the safety and welfare of their children. When a child disappears, it is critically important for parents to know that there are resources readily available to help. Law enforcement officers, agencies with expertise in recovering missing children, family members, and neighbors are only some of the people who will do everything in their power to help in the search for a missing child.

*When Your Child Is Missing: A Family Survival Guide* is another resource that was created for this very purpose. It provides firsthand knowledge and sound advice about what to do when your child is missing, whom to contact, and how to best assist law enforcement.

The U.S. Department of Justice is committed to ensuring that this important work is readily available to every family that needs it. We offer this *Guide* as a practical tool, but also as a visible sign of our concern and support for all families who are working in partnership with their communities for their children's safe return.

A handwritten signature in blue ink, reading "Eric H. Holder, Jr." with a stylized flourish at the end.

Eric H. Holder, Jr.  
Attorney General







## U.S. Department of Justice

Office of Justice Programs

*Office of the Assistant Attorney General*

---

Washington, D.C. 20531

### **Message From Assistant Attorney General Laurie O. Robinson**

As a parent, I cannot imagine anything more difficult than not knowing where your children are or how they are being treated. Every day across America, children are abducted by family members and acquaintances, and sometimes by strangers.

Families traumatized by abduction are faced with the simultaneous challenge of quickly marshaling all available resources to recover their missing child while dealing with the devastation of their loss.

*When Your Child Is Missing: A Family Survival Guide* was written 12 years ago by parents who had experienced firsthand the trauma of a missing child and who wanted to help other parents facing the same overpowering loss. To ensure that the information it provides is as helpful as possible, it has been thoroughly revised and updated.

I look forward to the day when we no longer have to search for missing children. But until that day arrives, I hope that the *Family Survival Guide* will continue to assist families in their time of greatest need.

A handwritten signature in blue ink, appearing to read "L. O. Robinson". The signature is stylized and fluid.

Laurie O. Robinson  
Assistant Attorney General



## Foreword

Each year, nearly 1.3 million children are reported missing. Although the unforeseen absence of a child is always upsetting, fortunately most missing children are returned home in a short period of time. This fact, however, provides little consolation for the parents of children whose whereabouts and welfare remain unknown.

Twelve years ago, *When Your Child Is Missing: A Family Survival Guide* was written by parents and family members who had experienced the loss of a child. The *Guide* provides helpful advice for parents whose children are missing and also offers encouragement and support.

The increased pervasiveness of online media has led to the victimization of a greater number of children via the Internet. It is important for parents to be adequately informed about the dangers their children face online. Accordingly, the *Family Survival Guide* has been updated to include current information on new technologies, particularly those that play a role in facilitating Internet crimes against children.

My heartfelt hope is that you never face the devastation of child abduction. For those who do, however, I hope that these pages prove to be of some assistance in helping you to find your way in such a difficult time.



**Jeff Slowikowski**  
*Acting Administrator*  
Office of Juvenile Justice and Delinquency Prevention



---

## Acknowledgments

The Office of Juvenile Justice and Delinquency Prevention (OJJDP) is grateful to all of the people who gave their time, energy, and talent to developing this *Guide*, especially the following parents who know firsthand the pain, suffering, and hope of families with missing children:

**Heather Cox and Marion Boburka, mother and grandmother, respectively, of Shelby Cox, who was found murdered on November 18, 1995.**

**Colleen Nick, mother of Morgan Nick, who has been missing since June 9, 1995.**

**Claudine and Don Ryce, parents of Jimmy Ryce, who was found murdered on December 9, 1995.**

**Patrick Sessions, father of Tiffany Sessions, who has been missing since February 9, 1989.**

**Patty Wetterling, mother of Jacob Wetterling, who has been missing since October 22, 1989.**

This group of parents created this *Guide* as a labor of love and as a message of hope and encouragement for families whose children are still missing. Their courage and strength are greatly admired.

OJJDP also thanks the many professionals who have given their time and effort to find children who are missing, who have worked to prevent children from being abducted, and who have put together this *Guide* for families facing this crisis. This includes Tom Weeden, Nadia Tunstall, and Dave Peifer of Fox Valley Technical College and Nancy McBride of the National Center for Missing & Exploited Children. OJJDP also acknowledges and thanks the many individuals who painstakingly reviewed the *Guide* to make sure that it provides parents with the information they so desperately need during these crises. Special thanks also go to Ron Laney, Director of OJJDP's Child Protection Division, for his constant guidance, support, and commitment to missing children and their parents and who inspired the creation of this *Guide*.

We especially want to thank Claudine Ryce, the mother of Jimmy Ryce, who passed away in 2009. Her ongoing commitment to and compassion for protecting children provided much strength and hope for families throughout the nation. She will be eternally missed.

This *Guide* is dedicated to all the children who are separated from their families. Our hope is that you always know that the search will continue until you are found.



# Table of Contents

<b>Message From Attorney General Eric H. Holder, Jr.</b> .....	v
<b>Message From Assistant Attorney General Laurie O. Robinson</b> .....	vii
<b>Foreword</b> .....	ix
<b>Acknowledgments</b> .....	xi
<b>Introduction</b> .....	1
Checklist: What You Should Do When Your Child Is First Missing.....	2
The AMBER Alert Plan .....	4
<b>Chapter 1: The Search</b> .....	5
Your Role in the Search: The First 48 Hours .....	5
The Role of Law Enforcement in the Search .....	5
The Role of Volunteers in the Search.....	7
After the First 48 Hours: The Long-Term Search.....	8
The Role of Private Detectives and Psychics in the Long-Term Search .....	10
Key Points.....	12
Checklist: Gathering Evidence in the First 48 Hours.....	14
<b>Chapter 2: Law Enforcement</b> .....	17
Your Partnership With Law Enforcement.....	17
Key Points.....	20
Checklist: Working With Law Enforcement .....	21
<b>Chapter 3: The Media</b> .....	25
Media Involvement: The First 48 Hours .....	25
Media Involvement: After the First 48 Hours.....	28
Key Points.....	32
Checklist: Conducting Interviews With the Media .....	33
<b>Chapter 4: Photo and Flier Distribution</b> .....	37
Photo and Flier Distribution: The First 48 Hours .....	37
Photo and Flier Distribution: After the First 48 Hours.....	41
Key Points.....	44
Checklist: Distributing Fliers .....	45

<b>Chapter 5: Volunteers</b> .....	47
Making the Best Use of Volunteers .....	47
Using Untrained Volunteers in the Search Effort .....	49
Using Trained Volunteers in the Search Effort .....	50
Key Points.....	51
Checklist: Working With Volunteer Searchers.....	52
<b>Chapter 6: Rewards and Donations</b> .....	55
Monetary Rewards .....	55
Monetary Donations .....	56
Key Points.....	58
Checklist: Selecting a Tipline for Leads.....	59
<b>Chapter 7: Personal and Family Considerations</b> .....	61
Regaining Your Emotional and Physical Strength.....	61
Mentally Preparing for the Long Term .....	64
Helping Your Other Children To Regain Their Physical and Emotional Strength .....	64
Helping Extended Family Members To Regain Their Physical and Emotional Strength .....	67
Key Points.....	69
Checklist: Figuring Out How To Pay Your Bills .....	71
<b>Recommended Readings and Other Resources</b> .....	73
<b>Additional Resources</b> .....	79
<b>About the Parent Authors</b> .....	89
<b>Index</b> .....	93



# Introduction

When your child is missing, your whole world seems to fall apart. You are bombarded by questions from friends, neighbors, the police, and the media and forced to make decisions that you never thought you would have to make. You feel desperate, confused, isolated. You may feel that you have nowhere to go for help or support.

Many parents who have faced similar crises have said that they wished they had a book to tell them where to turn when their child was missing. They felt that they were left on their own to figure out what to do. They longed for someone to give them direction or to tell them where to go for help and what needs to be done. They also wished they had known what to expect and how to respond.

This *Guide* was written by parents and family members who have experienced the disappearance of a child. It contains their combined advice concerning what you can expect when your child is missing, what you can do, and where you can go for help. It explains the role that various agencies and organizations play in the search for your missing child and discusses some of the important issues that you and your family need to consider. The first checklist, *What You Should Do When Your Child Is First Missing*, summarizes the most critical steps that parents should take when their child is first missing, including whom to call, what to do to preserve evidence, and where to turn for help.

The rest of the *Guide* is divided into seven chapters, each of which is structured to allow you to find the information you need quickly and easily. Each chapter explains both the short- and long-term issues and contains a checklist and chapter summary for later reference. Chapter 1, *The Search*, focuses on the search for your child and explains how you as a parent can best participate in the search.

Chapter 2, *Law Enforcement*, describes your relationship with law enforcement and offers tips that will help you work together effectively. Chapter 3, *The Media*, examines issues related to the media, including media packages, press conferences, and interviews. Chapter 4, *Photo and Flier Distribution*, offers suggestions for producing fliers about your child and for managing the photo and flier distribution process. Chapter 5, *Volunteers*, focuses on the many uses of volunteers—both trained and untrained—to help in the search and to provide for the needs of the family. Chapter 6, *Rewards and Donations*, discusses the use of rewards and the management of monetary donations. Chapter 7, *Personal and Family Considerations*, emphasizes the need to take care of yourself, your children, and members of your extended family. A list of recommended readings and a list of public and private resources appear at the back of the *Guide*.

It is important to note that there is no right or wrong way to respond to the disappearance of a child, nor is there a right or wrong way to feel. The path you follow must be right for you. What makes sense for you will be based on your needs, your experiences, and your circumstances. Our hope is that the *Guide* will help you to make informed decisions about what you do and how you go about it.

**You may find that the information in this *Guide* is overwhelming right now. If so, ask family members, friends, or other support persons to read it for you. They can help you take the steps needed to help recover your missing child.**

Finally, as hard as it may seem, try to remain hopeful. Remember that hope is more than a wish, helping you to clear this hurdle. Hope is essential to your survival.

## Checklist: What You Should Do When Your Child Is First Missing

*The first 48 hours following the disappearance of a child are the most critical in terms of finding and returning that child safely home—but they also can be the most troublesome and chaotic. Use this checklist during those first hours to help you do everything you can to increase the chances of recovering your child—but if more than 48 hours have passed since your child disappeared, you should still try to tend to these items as quickly as possible. All of the action steps described here are covered in greater detail later in the Guide to help you gain a better understanding of what you should be doing and why.*

### The First 24 Hours

- Immediately** report your child as missing to your local law enforcement agency. Ask investigators to enter your child into the National Crime Information Center (NCIC) Missing Persons File. There is no waiting period for entry into NCIC.
- Request** that law enforcement put out a Be On the Look Out (BOLO) bulletin. Ask them about involving the Federal Bureau of Investigation (FBI) in the search for your child.
- Ask** your law enforcement agency about the AMBER Alert Plan (America’s Missing: Broadcast Emergency Response). Through AMBER Alert, law enforcement agencies and broadcasters activate an urgent bulletin in the most serious child abduction cases (see page 4 for more information on the AMBER Alert Plan).
- Limit** access to your home until law enforcement arrives and has collected possible evidence. Do not touch or remove anything from your child’s room or from your home. Remember that clothing, sheets, personal items, computers, and even trash may hold clues to the whereabouts of your child. The checklist in chapter 1 (Gathering Evidence in the First 48 Hours) contains detailed information about securing your child’s room and computer and preserving evidence.
- Ask** for the name and telephone number of the law enforcement investigator assigned to your case, and keep this information in a safe and convenient place near the telephone and program it into your cell phone.
- Give** law enforcement investigators all the facts and circumstances related to the disappearance of your child, including what efforts have already been made to search for your child.
- Write** a detailed description of the clothing worn by your child and the personal items he or she had at the time of the disappearance. Include in your description any personal identification marks, such as birthmarks, scars, tattoos, or mannerisms, that may help in finding your child. If possible, find a picture of your child that shows these identification marks and give it to law enforcement. See the chapter 1 checklist (Gathering Evidence in the First 48 Hours) for more details.
- Make** a list of friends, acquaintances, and anyone else who might have information or clues about your child’s whereabouts. Include telephone numbers and addresses, if possible. Tell your law enforcement investigator about anyone who moved in or out of the neighborhood within the past year, anyone whose interest in or involvement with the family changed in recent months, and anyone who appeared to be overly interested in your child. Also list your child’s Internet interests; favorite sites and games; and Internet friends from MySpace, Facebook, and other social networking sites.
- Find** recent photographs of your child in both black and white and color. Scan electronically and make copies of these pictures for your law enforcement agency, the media, your state missing children’s clearinghouse, the National Center for Missing & Exploited Children® (NCMEC), and other nonprofit organizations. Chapter 4 (Photo and Flier Distribution) contains suggestions on how to produce and distribute fliers and posters.
- Call** NCMEC at 800–THE–LOST® (800–843–5678) to ask for help. Also, ask for the telephone numbers of other nonprofit organizations that might be able to help.
- Look** in the Additional Resources section at the end of this *Guide* to find the telephone number of your state missing children’s clearinghouse. Then, call your clearinghouse to find out what resources and services it can provide in the search for your child.

- Ask** your law enforcement agency to organize a search for your child. Ask them about using tracking or trailing dogs (preferably bloodhounds) in the search effort. Read chapters 1 (The Search) and 5 (Volunteers) as you prepare for the search.
- Ask** your law enforcement agency for help in contacting the media. Chapter 3 (The Media) contains advice on working with the media.
- Designate** one person to answer your telephone. Keep a notebook or pad of paper by the telephone so this person can jot down names, telephone numbers, dates and times of calls, and other information relating to each call.
- Keep** a notebook or pad of paper with you at all times to write down your thoughts or questions and record important information, such as names, dates, or telephone numbers.
- Take** good care of yourself and your family because your child needs you to be strong. As hard as it may be, force yourself to get rest, eat nourishing food, and talk to someone about your tumultuous feelings. When you can, read chapter 7 (Personal and Family Considerations).

## The Second 24 Hours

- Talk** with your law enforcement investigator about the steps that are being taken to find your child. If your law enforcement investigator does not have a copy of *Missing and Abducted Children: A Law Enforcement Guide to Case Investigation and Program Management*, suggest that he or she call NCMEC at 800-THE-LOST® (800-843-5678) to obtain one. Also, your law enforcement investigator can contact the Crimes Against Children Coordinator in the local FBI Field Office to obtain a copy of the FBI's *Child Abduction Response Plan*.
- Expand** your list of friends, acquaintances, extended family members, yard workers, delivery persons, and anyone who may have seen your child during or following the abduction.
- Look** at personal calendars, community events calendars, and newspapers to see if there are any clues as to who was in the vicinity and might be the abductor or a possible witness. Give this information to law enforcement. Save a copy of the local newspaper.
- Expect** that you will be asked to take a polygraph test, which is standard procedure. Volunteer to take a polygraph right away. If you have not done so yet, read chapter 1 (The Search).
- Work** with your NCMEC case manager to identify locations where your child's poster could be distributed. When the case is media ready, NCMEC sends posters to the geographic area where the child is believed to be located. If you have not already read chapter 4 (Photo and Flier Distribution), try to read it now.
- Work** with your law enforcement agency to schedule press releases and media events. If necessary, ask someone close to you to serve as your media spokesperson. Chapter 3 (The Media) provides tips on working with the media.
- Talk** to your law enforcement agency about the use of a reward. When you can, read chapter 6 (Rewards and Donations).
- Report** all extortion attempts to law enforcement.
- Have** a second telephone line installed with call forwarding. Get caller ID and call waiting. Ask law enforcement to install a phone in your home that can be used to record calls. Get a cell phone or pager so you can be reached when you are away from home.
- Take** care of yourself. Don't be afraid to ask others to take care of your physical and emotional needs and those of your family. Read chapter 7 (Personal and Family Considerations) for specific suggestions. Contact your place of employment to see if coworkers are willing to help.
- Make** a list of things that volunteers can do for you and your family. See chapter 5 (Volunteers) for ideas.
- Call** your child's doctor and dentist and ask for copies of medical records and x rays. Give them to law enforcement.
- Talk** to your law enforcement agency about creating a Web site to capture information on leads. Designate a screened and trusted volunteer to manage the Web site.

## **The AMBER Alert Plan**

### **What Is the AMBER Alert Plan?**

The AMBER Alert Plan is a tool that law enforcement agencies can use to safely recover abducted children. It should be one component of the law enforcement agency's broader child recovery plan.

The AMBER Alert Plan is a voluntary partnership among law enforcement agencies, media outlets, and transportation agencies. This partnership focuses on the recovery of abducted children by disseminating timely and accurate information about the child, the suspected abductor, and the vehicle used in the commission of the crime. Through AMBER Alert, law enforcement agencies and broadcasters activate an urgent news bulletin in the most serious child abduction cases. Broadcasters use the Emergency Alert System (EAS), formerly called the Emergency Broadcast System, to air a description of the missing child and suspected abductor. Under appropriate circumstances, transportation authorities can use changeable message signs (CMS) to communicate important AMBER Alert information to motorists.

### **How Does the AMBER Alert Plan Work?**

Once law enforcement is notified about an abducted child, it first determines if the case meets the AMBER Alert Plan's criteria for triggering an alert. The U.S. Department of Justice (DOJ) suggests that the following criteria be met before an alert is activated:

- Law enforcement believes an abduction has occurred.
- The child is 17 years old or younger.
- Law enforcement believes the child is in imminent danger of serious bodily harm or death.
- Sufficient descriptive information about the victim and the abduction exists to believe that an immediate AMBER Alert broadcast will help.
- The child's name and other critical information, including the fact that the case is considered a child abduction, have been entered into the NCIC system.

If these criteria are met, alert information is put together and sent to media outlets designated as primary stations under EAS, which in turn send the same information to area radio, television, and cable systems where it is broadcast to millions of listeners. Radio stations interrupt programming to announce the alert and television and cable stations run a "crawl" on the screen with a picture of the missing child. CMS can also be used to display information to motorists. In addition, citizens can receive text messages of AMBER Alerts on their cell phones. You can sign up for this service at [www.wirelessamberalerts.org](http://www.wirelessamberalerts.org).

For more information about the AMBER Alert Plan, visit DOJ's Web site at [www.ojp.usdoj.gov/amberalert](http://www.ojp.usdoj.gov/amberalert).

### **Is an AMBER Alert Issued for Every Missing Child?**

AMBER Alerts are issued by a law enforcement agency in cooperation with the media if the circumstances surrounding the child's disappearance meet local or state AMBER Alert criteria. If the circumstances do not meet the criteria, remember that the media can still be called on to help in the recovery of your child. See chapter 3 (The Media).

**I**f we could have gotten the word out immediately when Morgan disappeared, I'm certain she would be home with me today. With the AMBER Alert Plan . . . time is now on the side of every parent and child.

—Colleen Nick

# The Search

*Not knowing where your child is or if he or she is okay is the hardest thing in the world to handle.*

—Colleen Nick

When a child is reported missing, emotions become raw, which can hinder the ability of parents to make rational decisions. Yet, the actions of parents and of law enforcement in the first 48 hours are critical to the safe recovery of a missing child. Knowing what you can do, what others can do, and where to go for help will not only expedite the search and recovery of your child, it also will help to ease the emotional and financial burden of the search. This chapter examines your role and the role of others in the immediate search for your missing child and discusses what steps should be taken in the event that your child does not return within the first few days.

## Your Role in the Search: The First 48 Hours

**In the initial stage of the search, devote your time to providing information to and answering questions from investigators.**

Once you discover that your child is missing, you will desperately want to help with the search. You may, in fact, wonder how you possibly can stand by and let others look for your child. But the reality is that in most instances, the best use of your energy is not on the physical search itself. Rather, you need to provide information to and answer questions

from investigators and to be at home in the event your child calls or returns. The checklist *Gathering Evidence in the First 48 Hours* identifies the most crucial pieces of background information and evidence that law enforcement will need in the search for your child.

## The Role of Law Enforcement in the Search

**When a child has disappeared, most of the initial searching of the area where the child is believed to have been last will be coordinated by law enforcement—either**

**federal, state, or local, depending on the circumstances of the disappearance.**

Law enforcement needs to direct the search effort in order to make sure that the search is coordinated and performed properly and that the evidence located during the search—and at the crime scene—is properly protected and preserved.

**Usually, law enforcement agencies can quickly obtain the necessary equipment and mobilize additional personnel**

**by bringing in outside forces.** Because time is a critical factor in the search and

**I** remember sitting around our kitchen table on the first night our son was taken when the investigators asked me, “Is there anybody who liked Jacob too much? Who gave him special attention or presents? Who wanted to take him places?” I never dreamed that a nice person could have taken our son or that the most common lure is attention and affection.

—Patty Wetterling

recovery effort, equipment and staff should be requested at the beginning of the process. Your local agency may request that tracking or trailing dogs, infrared devices that locate heat given off from the body, or helicopters be delivered to the scene and may request help from the Border Patrol, the Coast Guard, the National Guard, other military personnel, or correctional institution staff. Many of these groups are already trained in search procedures, and their established chain of command makes the search effort more likely to be thorough, comprehensive, and efficient. In addition, the FBI maintains Field Offices that have Evidence Response Teams that could be of assistance in cases of missing or abducted children. Your local law enforcement agency may issue an AMBER Alert. Do not hesitate to ask the agency about the steps it will take to safely locate and return your child.

**In many communities, law enforcement agencies have an established child recovery plan, similar to an emergency relief or disaster plan, to guide their search and recovery efforts.** Ask your law enforcement agency about its plan. Make sure the agency has a copy of *Missing and Abducted Children: A Law Enforcement Guide to Case Investigation and Program Management* (published by NCMEC), which provides step-by-step instructions on how to respond to and investigate missing children cases and details procedures for conducting and managing the search. Also, make sure that your law enforcement agency

has a copy of the *Child Abduction Response Plan* (published by the FBI and available from local Crimes Against Children Coordinators in FBI Field Offices), which emphasizes the techniques that are essential in conducting abduction investigations.

**Typically, your law enforcement agency will designate one or two persons to coordinate and manage the search.** Ask for the name and telephone number of your law enforcement coordinator as soon as possible. Keep this information where you can find it in a safe, convenient place and program it into your cell phone. Keep the lines of communication open between you and your search coordinator. Don't be afraid to ask questions, make suggestions, or air differences of opinion.

**Find out what types of searches are planned.** Searches can be conducted in several ways:

- A crime scene search of the areas where your child was last seen.
- A door-to-door search (canvass).
- An Internet technology equipment search.
- A grid search.
- A land, sea, or air search.
- A roadblock search, which may involve stopping cars at the same time of day at the location where your child was last seen. Because people are creatures of

## Telephone Tips

- ☎ **If you do not already have one, buy a cell phone or pager so you can be reached when you are away from home. This also allows you to keep your main phone line open.**
- ☎ **Install a phone with the ability to record calls.**
- ☎ **Ask your telephone company to install caller ID on your telephone line.**
- ☎ **Keep a phone log, a pad of paper, or a spiral notebook next to the phone to record the date and time of phone calls, the name of the caller, and other information.**

habit and tend to take the same route each day, roadblock searches sometimes produce witnesses who saw your child, who observed someone hanging around the area, or who remember an out-of-place vehicle.

Ask your search coordinator what types of searches are being conducted, and make sure you feel comfortable that the search effort is adequate.

**Records documenting which areas were searched, who was present, and what was found will be kept.** Law enforcement will maintain a record showing what areas have been searched and by whom. A second search of critical areas for information and clues might be advisable because something may have been overlooked during the initial search.

**Tracking or trailing dogs, preferably bloodhounds, should be brought immediately to the scene where your child was last seen.** The fresher the trail, the more likely the dogs will be able to find your child. Bloodhounds are your best bet because they have 60 times the tracking power of German shepherds, can discriminate among scents, and can follow your child's scent in the air and on the ground. This means that they may be able to pick up your child's scent even if he or she was carried in someone's arms or in a vehicle.

## The Role of Volunteers in the Search

**If volunteers are used in the search, your law enforcement agency should still be responsible for managing the overall search effort.** The extent to which volunteers are used in the search will depend on whether additional personnel—beyond the military—are needed. A volunteer search coordinator may be needed to organize the volunteer search effort.

**Try to recruit established organizations, agencies, or groups—rather than individual volunteers—in the search.** The use of affiliated groups makes it possible to quickly gather and organize a large number of volunteers. It also provides an inner chain of command, which makes communication and training easier, and provides an internal screening mechanism.

**When volunteers are used, request that the volunteer staging area be located away from your home.** There will be enough traffic, chaos, and confusion at your home without the added burden of volunteer search teams.

**All volunteer searchers should be required to sign in each time they participate in a search activity.** The sign-in procedure can be as simple as asking the volunteer searchers to show their driver's licenses and to list in a log book their names, addresses, and organizational affiliations, such as the Boy Scouts, local labor union, place of business, or local post of the Veterans of Foreign Wars. Keep all records for future reference.

**A more elaborate sign-in procedure involves videotaping the sign-in and search efforts.** Although it is impossible to videotape every search from start to finish, videotapes that show the searchers, the sign-in process, and the search locations can provide valuable information about possible clues and suspects. Some situations that seem innocent initially, such as the repeated appearance of an overly concerned searcher, may not be as innocent as they appear.

**Request that law enforcement run background checks for prior criminal activity on persons volunteering for the search.** In previous cases, thieves, pedophiles, and even the missing child's abductor have been known to join in a search. Background checks can prevent misguided people from volunteering and sometimes can provide information that helps law enforcement conduct the search.

**Have your volunteer coordinator talk with law enforcement to determine whether additional equipment or personnel are needed.** Contact local businesses, missing children's organizations, NCMEC, the Association of Missing and Exploited Children's Organizations, Inc. (AMECO), your state missing children's clearinghouse, or other agencies to obtain the necessary supplies or tap into a network of people.

**Further information about resources that can help with the search can be obtained by calling NCMEC.**

Established in 1984 as a private, nonprofit organization, NCMEC serves as a clearinghouse of information on missing and exploited children. It also provides technical assistance to both citizens and law enforcement agencies, distributes photographs and descriptions of missing children nationwide, and networks with nonprofit service providers and state clearinghouses on missing children. NCMEC can be contacted at its headquarters in Virginia or in one of its nine branch offices in California, Florida (two), Kansas, New York (three), South Carolina, and Texas.

## After the First 48 Hours: The Long-Term Search

When the search for a child becomes long term, not all parents can or will want to be actively involved in the search. It is okay if you choose not to be involved. But if you want to remain active in the long-term search effort, there are a number of things that you and other family members, friends, or volunteers can do to aid in the process.

**Develop a plan and set a schedule with goals for continuing the search for your child.** Work with law enforcement to figure out what role you and others can play in the long-term search. This *Guide* can help, especially chapters 3 (The Media) and 4 (Photo and Flier Distribution).

**Schedule regular visits with your investigator.**

Set up a schedule for you and your investigator to review the status of the investigation and to give each other updates. However, if you have new, important information, make sure that you give it to law enforcement as

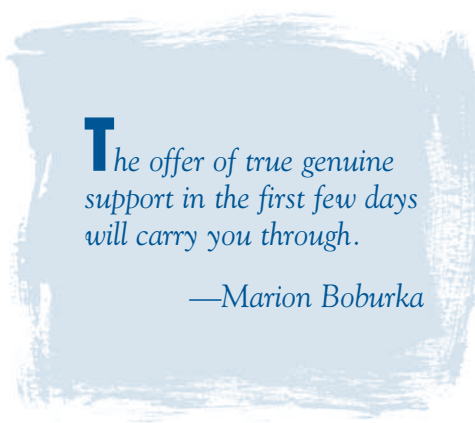
soon as possible. Ask your law enforcement agency about using the services of Team Adam to assist with the ongoing investigation (Team Adam is described on page 21).

**Ask to see your child's case file periodically.** You may recognize something meaningful that was overlooked or remember something significant that law enforcement was not aware of. Be aware that there may be pieces of information that law enforcement cannot—or does not want to—release to you because it may jeopardize or hinder the investigation. This is okay. Some states do not allow the release of police reports until a case is closed. Ask your search coordinator what information can be legally released to you or what you are allowed to see.

**Keep a spiral notebook with you to record your thoughts and review it periodically.**

When you reread your notebook or journal, you may find a passage that triggers a new idea or reminds you of something you had previously forgotten. Advise law enforcement about any new thoughts you have about the disappearance of your child.

**Consider offering a reward for the safe return of your child.** Chapter 6 contains specific information on the reward offer.



**T**he offer of true genuine support in the first few days will carry you through.

—Marion Boburka



**Find out what Crime Stoppers can do to help with the search.** Crime Stoppers answers telephone calls 24 hours a day, knows how to take tip information, promises anonymity to callers, and maintains a good working relationship with law enforcement. If you like, ask to attend one of their meetings. If they agree, their telephone number may be a good choice for calls about a reward, because NCMEC will not provide reward information on its toll-free line.

**Inquire about other programs that can be used for crime tips and rewards.** Talk with your law enforcement agency and prosecutor's office to see if they know of other local, state, regional, or national programs that can be used to report crime tips or offer rewards.

**Contact NCMEC, the state missing children's clearinghouses in the 50 states, AMECO, and other missing children's organizations across the country.** Ask for assistance with

distribution of posters and fliers. Ask each agency what types of services it has available to assist with the search. Addresses and phone numbers for the missing children's clearinghouses in the 50 states, the District of Columbia, Canada, Puerto Rico, the U.S. Virgin Islands, and the Netherlands are listed in the Additional Resources section of this *Guide*. Some parents create a Web site to gather information on potential leads. Talk to your law enforcement agency about this and ask for its input regarding how to manage electronic leads. Use only screened and trusted volunteers to manage the Web site.

**Keep community awareness of your plight at a high level.** If your child has been missing for several years, ask NCMEC to develop an age-progressed picture, then place this picture next to the original picture on shirts, buttons, and posters. Chapter 4 contains sample fliers you can use as models for your

## ***Getting Help From Political Figures***

The media often take special interest in publicizing cases in which political figures are involved. You can solicit help from school board members; city commissioners; your state Governor, senators, and representatives; and members of the U.S. House and Senate. You can also seek out those individuals who can get your child's poster displayed in the following public places:

- On buses, on subways, and at transfer points.
- In parks and other recreational facilities.
- At tollbooths and rest areas.
- In U.S. post offices.
- In state and federal buildings.<sup>1</sup>
- In mailings to constituents.

**Be wary, however, of attempts by well-meaning politicians to involve you in hastily written legislative proposals that could in the long run be detrimental to the plight of your child and others like him or her. Too often, legislative change comes about as a reaction to an incident, not as a well-planned, proactive response to a problem. Therefore, consider carefully the potential repercussions of any legislative proposal before you become involved.**

<sup>1</sup>Authorized by Presidential Executive memorandum on January 19, 1996. This program requires federal agencies to receive and post missing children fliers in their buildings. This program is coordinated by NCMEC.

own fliers. Also, if there is new information about your child—such as a sighting or an interesting lead—make sure that the public is kept informed. But before you disclose any information, be sure to consult with your law enforcement contact so the investigation is not compromised.

**Keep the media interested and involved.**

Chapter 3 contains ideas for keeping the media interested in your story.

**Make a list of things that others can do to help.** As long as you have specific tasks for volunteers to perform, they won't go away.

## The Role of Private Detectives and Psychics in the Long-Term Search

### Private Detectives

If the immediate search is not successful, you may be tempted to try almost anything. Some parents turn to private detectives to aid in the search.

Consider hiring a private detective or investigator *only* if you are convinced that he or she can do something better or different than what is being done by law enforcement. Be certain that you are not simply wasting money that could be spent more productively in another way. If you decide to use a private detective, the following tips can help:

- Always ask for and check references to find out if the investigator is legitimate.
- Be wary of people who say they can bring your child back immediately for a specific

sum of money. If you run into this situation, report it to law enforcement.

- Make sure you are paying a reasonable rate. Insist that the investigator itemize expenses.
- Make sure the detective has experience working with law enforcement. Law enforcement must be notified immediately of any leads you receive from a private investigator.
- Inform your assigned law enforcement investigator about your decision to hire a private investigator. In most instances, this individual will need to talk to law enforcement before becoming involved in the case.

### Psychics

Keep an open mind—and a closed pocketbook—when considering the use of a psychic. Most parents are desperate to try anything, but they need to understand that there are very few true psychics. Many are fraudulent or, at best, misguided individuals who want to help so much that they have self-induced visions. Hearing their sometimes negative dreams and visions can cause undue stress, a loss of hope, or an unfounded sense of hope. If you are considering turning to a psychic, remember the following tips:

- Ask someone close to the family to record any psychic leads because the information is usually distressing. Give all such leads to law enforcement.
- If any lead is highly specific, such as a particular address, insist that law enforcement check it out. Follow up with law enforcement to find out the value of the lead.

*I was in tears as my husband kept sending our child's belongings to psychics. We still haven't gotten back his stuffed animals.*

—Patty Wetterling

- Never allow a psychic to go into your child's room unattended or to take items without making arrangements for their return.

Regardless of whether some psychics have true visions, any purportedly psychic dream may be an actual observation by someone who is afraid to get involved. That is why even psychic leads need to be checked out whenever possible.

### ***Overzealous Individuals***

Be prepared to encounter a few people who are fanatical or obsessive in their behavior or in their desire to help. Keep in mind that some people may try to use your loss to gain attention for themselves. Protect yourself from people who might be delusional or who may prey on victims through scams or by offering false hopes and expectations. The key is to keep your focus and exercise caution.

## Key Points

- 1.** The actions of parents and of law enforcement in the first 48 hours are critical to the safe recovery of a missing child, but the rawness of emotion can seriously hinder the ability of parents to make rational decisions at this crucial time.
- 2.** Your initial role in the search is to provide information to and answer questions from investigators and to be at home in the event your child calls or returns.
- 3.** Most of the initial searching of the area where the child is believed to have been last will be coordinated by law enforcement—either federal, state, or local, depending on the circumstances of the disappearance.
- 4.** An important aspect of law enforcement’s job is to preserve and protect any evidence gathered during the search.
- 5.** Keep the name and telephone number of your law enforcement coordinator in a safe, convenient place and program it into your cell phone. Keep the lines of communication open between you and your search coordinator by asking questions, making suggestions, and airing differences of opinion.
- 6.** Bloodhounds are the best choice for use in a search because they have 60 times the tracking power of German shepherds, can discriminate among scents, and can follow your child’s scent in the air as well as on the ground—which means that they may be able to follow your child’s scent even if he or she was carried in someone’s arms or in a vehicle.
- 7.** Established groups—rather than individual volunteers—should be recruited for the search because they can gather together a large cadre of people very quickly, they have an inner chain of command that makes communication and training easier, and they have an internal screening mechanism that will help ensure volunteers’ soundness of character.
- 8.** The volunteer staging area should be located away from your home to protect your family from the accompanying traffic and chaos.
- 9.** All volunteer searchers reporting for duty should be required to show their driver’s licenses and to list in a log book their names, addresses, and organizational affiliations. If possible, law enforcement should run background checks on volunteers to guard against the involvement of misguided individuals.

### Key Points (continued)

- 10.** Not all parents can or will want to be actively involved in the long-term search for a child. If you want to stay involved, develop a plan and set up a timetable with goals for continuing the search for your child, and set up a schedule of regular visits with your investigator to review the status of your child's case.
- 11.** Keep the public aware of your plight by publicizing any new information about your child—such as a sighting or an interesting lead. Also, if your child has been missing for several years, ask NCMEC to develop an age-progressed picture, then place this picture next to the original picture on shirts, buttons, and posters.
- 12.** Reread your notebook or journal periodically in case you find a passage that triggers a new idea or reminds you of something you had previously forgotten.
- 13.** Consider hiring a private detective only if you are convinced that he or she can do something better than what is being done by law enforcement. Always ask for and check references to find out if the investigator is legitimate, make sure the detective has experience working with law enforcement, insist that all expenses be itemized, and report to law enforcement any offers to bring your child back immediately for a specific sum of money.
- 14.** Be extremely cautious before you allow a psychic to become involved in your child's case. Give all psychic leads to law enforcement for thorough investigation.

## Checklist: Gathering Evidence in the First 48 Hours

One of the most critical aspects in the search for a missing child is the gathering of evidence that may hold clues about a child's disappearance or whereabouts. The mishandling of evidence can adversely affect an investigation. Similarly, the collection and preservation of evidence are key to finding a missing child. Parents play a vital role in finding a missing child by providing critical information to law enforcement, by protecting evidence in and around the home, and by gathering information about persons or situations that might hold clues. The following are some tips on what you should do to help law enforcement conduct a thorough and complete investigation.

- Secure your child's room.** Even though your child may have disappeared from outside the home, your child's room should be searched thoroughly by law enforcement for clues and evidence. Don't clean the child's room, wash your child's clothes, or pick up your house. Don't allow well-meaning family members or friends to disturb anything. Even a trash bin or a computer may contain clues that lead to the recovery of the child.
- Do not touch or remove anything from your child's room or from your home that might have your child's fingerprints, DNA, or scent on it.** This includes your child's hairbrush, bed linens, worn clothing, pencil with bite marks, diary, or address book. With a good set of fingerprints or a sample of DNA from hair, law enforcement may be able to tell whether your child has been in a particular car or house. With good scent material, tracking dogs may be able to find your child.
- Do not allow anyone else to sleep in your child's bed, play with his or her toys or computer, or use his or her bedroom for any purpose.** Law enforcement dispatch should advise you not to disturb any part of the house until a thorough search of the scene has been conducted. Investigators should let you know when their search is complete.
- Be prepared to give investigators all the facts and circumstances related to the disappearance of your child.** This includes knowing where your child was last seen, where your child normally went to play, what your child was wearing, and what personal possessions your child had with him or her.
- Describe in detail the clothing your child was wearing and any personal items in the child's possession at the time of the disappearance.** Specify color, brand, and size. If possible, have someone obtain replicas of clothing, hats, purses, backpacks, or other items your child had or wore at the time of the disappearance. Give these articles to law enforcement for them to release to the media and to show to searchers. Make sure you mark these items as duplicates or replicas.
- Make a list of personal identification marks and specific personality traits.** Describe birthmarks, scars, tattoos, missing teeth, eyeglasses, contacts, speech patterns, and behavioral traits. If possible, find photographs that show these unique features. If you have fingerprints of your child or a DNA blood sample, also give these to law enforcement.
- Gather together personal items, such as baby teeth, old baseball caps, or old toothbrushes.** These items may contain hair or blood samples that may be useful as DNA evidence. Also look for pencils or toys that contain impressions of your child's teeth.
- Think about your child's behavior and routine.** Be prepared to discuss where your child played or hung out, what was the usual route taken to and from school, and what other paths of travel might have been taken. Be specific about what your child did for recreation, including playing outdoors, surfing the Internet, video games, sports, and other activities. Ask your child's teacher about new friends or changes in behavior.

- Try to remember any changes in your child's routine or any new experiences.** Look at personal and family calendars to see if they contain clues as to your child's whereabouts or the identity of the abductor. For example, during the past year, did your child join a soccer team, change teams, or get a new coach? Did your child start playing or hanging out in a different area? Did your child keep a diary that might hold clues?
- Try to remember if your child mentioned any new friends, including those on Internet social networking sites.** Talk with your child's friends and teachers to see if they know of any new friends or other contacts your child recently made.
- Find recent photographs of your child in both color and black and white, then have someone make multiple copies of the photographs and keep the originals in a safe place.** Check your cameras for undeveloped film because the most recent photos of your child may be found there. Ask family members and friends to do the same. Give law enforcement multiple photos showing different poses. Steer away from formal or posed photos that do not look like your child. Being careful not to damage the photo, mark the back of each picture with your child's name, address, date of birth, and age when the picture was taken.
- Find videotapes or movies of your child and make copies.** Also ask family members and friends if they have videotapes or movies of your child, perhaps at birthday parties, soccer games, and so forth. Give law enforcement copies that show your child's expressions and mannerisms.
- Make a list of family members, friends, acquaintances, coaches, teachers, and other school staff.** Write down as many telephone numbers and addresses as you can. Offer information for prior in-laws and relatives as well. Include on your list anyone you feel might have something against you or your family or anyone who may have a special interest in your child.
- Make a list of everyone who routinely comes to your home.** Your list should include postal workers, meter readers, garbage collectors, repair persons, salespeople, pizza delivery persons, and so forth.
- Make a list of new, different, or unusual people or circumstances in and around your home or school within the past year.** Think about if you or any of your neighbors had any home remodeling or house repairs done within the past year. Were any houses listed for sale in your neighborhood in the past year? Has there been any road construction or building in the area? Have any traveling carnivals passed through the area?
- Ask your child's doctor and dentist for copies of the child's medical and dental records and x rays.** Give copies of all medical and dental records to law enforcement for use in the investigation.





# Law Enforcement

*To give your child the best chance of being found, you and law enforcement must treat one another as partners.*

—Don Ryce

Few parents have had experience working with law enforcement agencies. Perhaps you have had contact previously with law enforcement as a result of a traffic ticket or an accident. If so, you probably saw law enforcement as the enforcer of rules that had been broken—not as a lifeline.

But when your child is missing, you and law enforcement become partners pursuing a common goal—finding your lost or abducted child. As partners, you need to establish a relationship that is based on mutual respect, trust, and honesty. As partners, however, you do not have to agree on every detail. This chapter provides insight into the relationship you are entering into with law enforcement—what you can expect from the investigation, what types of questions you are likely to be asked, and what situations you and your family are likely to encounter in the process.

## Your Partnership With Law Enforcement

Most people do not believe that they will be victims of crime—or that their children will be victimized. But if a young member of your family becomes a victim, you will likely wonder what law enforcement expects of you and what you can expect of law enforcement. Understanding these expectations will deepen your knowledge of law enforcement's role, establish a sound basis

for your relationship with the agencies and organizations that are there to help, and assist you in handling this all-too-sudden change in circumstances.

**Make sure law enforcement understands that your child is in danger and that his or her absence is likely to be involuntary.**

If your child is 10 years old or younger, it will not be hard to show that your child is in danger. However, if your child is older than 10, it is important to let law enforcement know that your child's absence is not normal behavior and that you would be surprised if your child had disappeared voluntarily.

**Ask your law enforcement agency if it uses the AMBER Alert Plan (America's Missing: Broadcast Emergency Response).**

The AMBER Alert Plan is a voluntary partnership between law enforcement agencies and broadcasters to activate an urgent bulletin in the most serious child abduction cases (see page 4 for more information on the AMBER Alert Plan).

**Check to see if any money, clothing (other than what your child was wearing), or other personal items are missing.** If nothing else is missing, be sure law enforcement is aware of this.

**W**hen asked if it bothered me to take a lie detector test, I told the reporter, "They can electrocute me if it will bring my son back."

—Claudine Ryce

**Let law enforcement know how your child is doing in school and if your child has quarreled recently with you or a friend.**

If you can establish that there is nothing to indicate that your child ran away, it will

expedite law enforcement's classification of your child as abducted or endangered.

**Be honest, complete, and forthcoming in your statements and answers to law enforcement.** Fully disclose all recent activities of and conversations with your child. What may seem insignificant to you may be important to an investigator.

**Be prepared for hard, repetitious questions from investigators.** As difficult as it may be, try not to respond in a hostile manner to questions that seem personal or offensive. The fact is that investigators must ask difficult and sensitive questions if they are to do their jobs effectively.

**Don't feel guilty about relaying suspicions concerning someone you know.** It is not often that a total stranger takes a child. You may not want to believe that it is someone that you know, but keep an open mind and consider all the possibilities. Above all else, trust your feelings, instincts, and gut reactions and share them with law enforcement so they can be checked out.

**Do everything possible to get you and your family removed from the suspect list.** As painful as it may be, accept the fact that a large number of children are harmed by members of their own families, and therefore you and your family will be considered suspects until you are cleared. To help law enforcement move on to other suspects, volunteer early to take a polygraph test. Insist that both parents be tested at the same time by different interviewers, or one after another. This will help to deflect media speculation that one of you was involved in the disappearance.

**Insist that everyone close to your child be interviewed.** Encourage everyone—including family members, friends, your child's boyfriend or girlfriend, neighbors, teachers, and coaches—to cooperate in the investigatory process. Although polygraph testing is voluntary, refusal to take a polygraph can cause

law enforcement to spend time trying to eliminate an individual from the suspect list through other means and, as a result, take valuable time away from finding the real suspect.

**Leave the interviewing of your other children to law enforcement.** Do not question your children yourself. Especially with younger children, insist that a law enforcement officer who is trained to interview children conduct the questioning. Many law enforcement agencies have a child abuse unit with officers who are specially trained to work with children.

You can also ask to have a child advocate sit in on the interview with your child. Child advocates are specially trained volunteers who provide assistance and support to children involved in the legal process. Child advocates are normally housed in the district attorney's office, the court, or the law enforcement agency. Ask law enforcement for information about your local child advocate office. If your child is very young, you may be asked to sit in on the interview. Don't be alarmed, however, if law enforcement prefers to interview your children alone.

**Be prepared for constant law enforcement presence in your home.** For the protection of you and your family, an officer may be assigned to your home on a 24-hour basis. Although this presence may feel intrusive, welcome the officer, and recognize that this person is there to answer calls and take leads, protect you and other members of your family from potential harm, and provide support. If your law enforcement agency is small, however, it may not have the resources to place an officer in your home 24 hours a day. In those circumstances, it is still reasonable for you to ask for added law enforcement protection in your home.

**Talk regularly with your primary law enforcement contact.** The officer who responded initially to your call for help may

not be your permanent family contact. If there is a good chance that your child has run away, for example, your primary law enforcement contact may work in the missing persons unit. If it is suspected that force was used to abduct your child, your case may be handled by a detective from homicide. This does not mean that your child is dead; homicide is typically where investigators are located. Find out who your primary law enforcement contact is and get his or her phone, cell phone, e-mail, and pager information. Make sure that you find out the name of the backup person to call when your primary law enforcement contact is not available.

**Pick a time of day for your contact to call you with information.** But realize that there will be days when your investigator has nothing to report. Also, designate one person to serve as the primary law enforcement contact for the family. If your investigator is bombarded with telephone calls from family members and friends, valuable time will be taken away from the investigation.

**Make sure investigators know that you expect to hear about significant developments in the case from them, not from the media.** The flip side of this is that you must honor law enforcement's request not to disclose some pieces of information to the media. Understand, however, that law enforcement may not be able to tell you everything about the case because full disclosure might jeopardize the investigation.

**Satisfy yourself that law enforcement is handling your child's case properly.** All

of the agencies involved in the investigation should be cooperating with one another in pursuit of one goal—finding your missing child and getting the predator off the street. The checklist Working With Law Enforcement lists the most important steps that law enforcement can take to find your missing child. The more you understand the investigatory process, the better able you will be to ask questions about it.

However, you should be aware that most law enforcement officers do not have firsthand experience working on a missing child case. If your primary contact cannot answer a question, find out who can. Also, if you feel that your child's disappearance has been classified inappropriately, ask to speak to the officer's supervisor or to someone else who may have more experience in these types of cases. Don't take no for an answer if you feel strongly that something else needs to be done.

Finally, learn about the services that are available from NCMEC, from your state missing children's clearinghouse, and from the television show *America's Most Wanted*. See the Additional Resources section at the end of this *Guide* for addresses, phone numbers, and brief descriptions of some of the services that are available to you.

*It's okay if you can't tell me anything—just don't lie to me.*

—Pat Sessions

## Key Points

- 1.** You and law enforcement are partners in pursuit of a common goal—finding your lost or abducted child—and as partners, you need to establish a relationship that is based on mutual respect, trust, and honesty.
- 2.** Most law enforcement officers do not have firsthand experience working on child abduction cases, so if you feel that your child’s disappearance has been classified inappropriately, speak to the officer’s supervisor.
- 3.** In the beginning of the investigation, be prepared for extensive law enforcement presence in your home.
- 4.** Keep the telephone and beeper numbers of your primary law enforcement contact in a convenient location, and choose a time of day for that person to call you with information, realizing that there will be days when your investigator has nothing to report. Designate one person in your family to talk to your contact so investigators can devote their time to the actual search.
- 5.** Law enforcement may not be able to tell you everything about your case because full disclosure could jeopardize the investigation.
- 6.** Be prepared for difficult, personal, repeated questions from investigators. Answer each question as honestly and completely as you can.
- 7.** Do not question your children yourself. Especially with younger children, insist that a law enforcement officer who is trained in interviewing children conduct the interview.
- 8.** Volunteer early to take a polygraph test, and ask that both parents be tested at the same time by different interviewers, or one after another.
- 9.** Because an abductor is often known by the family, insist that anyone close to the child be interviewed. Share any suspicions with law enforcement so they can be checked out.
- 10.** Satisfy yourself that law enforcement is handling your case properly.

## Checklist: Working With Law Enforcement

*The following checklist describes the most important steps that law enforcement can take as the investigation begins. Use this information to deepen your understanding of the investigatory process. Discuss these steps with your assigned law enforcement investigator, keeping in mind that the order of the steps is likely to vary, depending upon individual circumstances.*

- A BOLO (Be On the Look Out) bulletin can be broadcast to local law enforcement agencies to alert them to your missing child, and a teletype can be sent locally or regionally.
- Ask your law enforcement agency if it uses the AMBER Alert Plan (America's Missing: Broadcast Emergency Response). Through AMBER Alert, law enforcement agencies and broadcasters activate an urgent bulletin in the most serious child abduction cases (see page 4 for more information on the AMBER Alert Plan).
- Your law enforcement agency is required by federal law to immediately enter your child's name into the National Crime Information Center (NCIC) registry of missing persons. There is no waiting period for entry into NCIC. If your law enforcement agency has any questions about compliance with this requirement, contact NCMEC.
- NCMEC may be asked to deploy Team Adam at the request of law enforcement. NCMEC sends trained, retired law enforcement officers to the site of child abductions involving potential harm to the child and involves these officers in cases of child sexual exploitation. These "rapid-response" specialists, who work in full cooperation with federal, state, and local law enforcement agencies, advise and assist local investigators, provide access to NCMEC's extensive resources, and assist the victim's family and the media, as appropriate. These services are cost free.
- Your local FBI Field Office may be notified in case additional services and support are needed.
- Your state missing children's clearinghouse will be notified and additional services may be requested.
- The crime scene—the location outside your home where your child might have been abducted—and your child's bedroom will be secured. The officers who respond initially to your call will evaluate the contents and appearance of your child's bedroom and will secure your child's used bedding, clothing, and shoes and place them in clean bags to be used as scent articles. Your child's toothbrush, hairbrush, and other items that might contain DNA evidence will be stored in a safe place, and footprints in dust, mud, or snow will be protected to preserve the scent. You may be asked if personal items are missing, and the last persons known to have seen your child will be interviewed.
- Tracking or trailing dogs or a helicopter equipped with an infrared or a heat-sensitive device (to detect heat emitted from the body) may be requested after your residence, yard, and surrounding areas have been searched unsuccessfully.
- Airlines, airports, bus and taxicab companies, subways, ferries, and ports may be advised of the disappearance and given posters of your missing child.
- Investigators may revisit various "hot spots" or checkpoints either at the same time of day or the same day of the week following the disappearance to see if they can find anyone who has seen something or who recalls something unusual at the time your child disappeared.
- Your neighborhood watch should be contacted to see if anything suspicious was noticed.
- The daily log of parking and traffic tickets and traffic stops will be checked to see if anything relates to your child's disappearance.
- The convicted sex offender registry will be checked to find out if a potential suspect was in the area.

- Local newspapers should be collected and reviewed to provide possible clues or leads for the search. Local or regional events and activities—such as carnivals, county fairs, festivals, sports events, and music concerts—and want ads for hired help may produce names or clues regarding either the predator or a witness to the disappearance.
- A procedure for handling extortion attempts should be established.
- Neighboring jurisdictions should be contacted to find out if incidents of a similar nature have occurred there also.
- Use all available resources to aid with the search. Veterans' organizations, local reserve units, scouts, and others may be able to help in this process.
- Law enforcement will need your child's cell phone information, including phone number and service provider. They will also need any computer usage information that you (the parent) may have, such as social networking sites, passwords, text messages, blogs, Twitter posts, lists of friends, etc. Law enforcement will also need information about credit card availability and your child's bank accounts.







# The Media

*One shot on the evening news is worth 20,000 posters.*

—Patrick Sessions

The media can be important allies in the search for your missing child. But media interest in your case may be either intense or lukewarm, depending on the circumstances surrounding the disappearance of your child and the media's judgment of what is newsworthy.

If you are subjected to intensive media coverage, welcome the attention, even though it may feel uncomfortable, because it is the fastest and most important way to distribute information about and pictures of your child. If you find yourself feeling overwhelmed by the amount of attention, ask law enforcement to help you deal with the sudden barrage of reporters and requests for interviews. However, if the media do not take an interest in your case, there are a number of things you can do to get the media involved. This chapter offers suggestions for generating, maintaining, and managing media involvement.

## Media Involvement: The First 48 Hours

During the first 48 hours, you need to do as much as you can to generate media interest in the search for your child. The following tips can help.

**Contact the media immediately.** Media publicity is the best way to generate leads from the public concerning your child. In most cases, the media should be contacted immediately

because time is not on your child's side. You can ask law enforcement to make the initial

calls to media outlets, but if this is not done within the first hour, call and give the information to the assignment editors yourself. Intense, early media coverage ensures that people will be looking for your child. Sometimes the coverage is so intense it causes an abductor to let the child go.

**Ask radio and television stations to run short clips about the disappearance or to break into their regular programming with information, as is done with a weather warning or other emergency broadcast.**

Don't wait until the evening news to have information disseminated about your child. Time is of the essence.

**Although television coverage is crucial in getting out pictures and stories of your child, don't ignore other types of media.**

Print and radio media reach tens of thousands of homes each day, and they may be more generous in their treatment of your story. Many people are likely to hear about your child's disappearance first on their car radios. Supplement those broadcasts with stories and pictures of your child in the earliest possible edition of your local newspaper.

**Law enforcement may need to be convinced that the media are important allies in a missing child case.**

Sometimes law enforcement is reluctant to get the media involved in an active criminal investigation. If your law enforcement agency is reluctant, you will have to work closely with your

primary contact. Point out that swift use of the media has led to the successful recovery

**T**he media are your best friends. Use them, don't let them use you.

—Claudine Ryce

of more than one missing child and that your child's safety and recovery are more important than building a case against a suspect. Emphasize that you are going to be around for interrogation as weeks pass, but your child's life is in imminent jeopardy. Ask if certain information should not be released because it might jeopardize the case or the safety of your child and honor that request. As a last resort, ask NCMEC, your state missing children's clearinghouse, and missing children's organizations to assist in the event that your law enforcement agency does not want to involve the media.

**Prepare a media package and give it to all representatives of the media.** The media package should include basic information about your child, including:

- A complete description of your child and of the clothing he or she was wearing at the time of the disappearance.

- A description of the place where your child was last seen.
- Current black-and-white, digitized, and color photos.
- A phone number for people to call with possible leads.
- Details of the reward, if one is being offered.
- Other pertinent information that could help in the recovery of your child, such as a suspicious vehicle near the location where your child was last seen.
- Information about any Web sites that are being used to aid in the recovery of your child.

A media package will ensure that all reporters start with the same information and will reduce the amount of time you spend answering

## ***Setting Ground Rules***

**In the very beginning, media interest is likely to be both intense and intimidating. Therefore, it's important for you to establish ground rules as to where and how often you or your spokesperson will meet with the media. The following tips can help.**

- **Schedule specific times and locations so reporters know when and where they will be able to ask questions and obtain information. Remember that you control the situation—the media do not control you.**
- **Choose a location that is convenient for you but that allows the media the space they need to cover the story. For example, you may feel most comfortable holding interviews either outside your house or inside one room. That way, you can allow the media to glimpse your child's personal life without letting them become too invasive.**
- **Don't open up your home to the media without restrictions or limitations. If you do, you will lose all privacy, and the presence of reporters could interfere with officers working at the scene.**
- **Don't feel that you are personally obligated to provide all interviews or to participate in all media events. Ask law enforcement, your family spokesperson, and other family members to help.**
- **Remember that you have the ability to set limits in terms of timing, scheduling, and making rules concerning the use of pictures of your other children. Be sure that the media are aware of your rules and that you expect them to be followed.**
- **If a press conference is scheduled, stick to the message that you want to deliver. You don't have to answer every question. Repeat what you want people to hear no matter what questions are asked.**

basic questions. When you prepare a media package, make enough copies to distribute, then keep the original in a safe place in case you need it again in the future.

**Select someone to function as a media spokesperson if you feel you are not able to speak alone.** Audiences identify with the fear and anguish parents feel when their child is missing. Seeing your face and hearing your voice will motivate viewers to look closer at the picture of your child and to search harder for him or her. Therefore, it is best if you can speak on your child's behalf. However, don't feel you need to be a great speaker.

Just talk from your heart and let people know you love your child and need their help in finding and bringing your child home. Bolster your confidence by having someone you know stand beside you to provide support and step in if necessary. On the other hand, if you or your spouse feel unable to deal with the media, choose someone you trust to speak for you, and try to stand beside your spokesperson during the interview. The checklist *Conducting Interviews With the Media* gives more specific tips on interviews with both print and broadcast journalists.

**Schedule press conferences and interviews around media deadlines.** The media operate on deadlines. If you schedule a press conference either too early or too late in the day, reporters will find it difficult to finish their pieces in time to meet their daily deadlines. Consult with reporters to find out when and how often they would like to meet with you. Many parents have found 10 a.m. and 3 p.m. to be good times because they give reporters enough time to prepare stories for both the noon and evening news and because many reporters have openings in their schedule at these times. Try not to turn down interviews.

**Do not schedule draining interviews or speeches back to back.** Realize that you have limited mental and physical resources and that if you are not fresh, you will not be effective. If you have an opportunity to appear on a popular radio or television show or on a national network, give this engagement priority over others. However, remember that local television and radio stations will be in your community after the networks leave, so work to develop a long-term relationship with them. Sometimes you can ask local stations to rerun portions of an interview you did with the national affiliate.

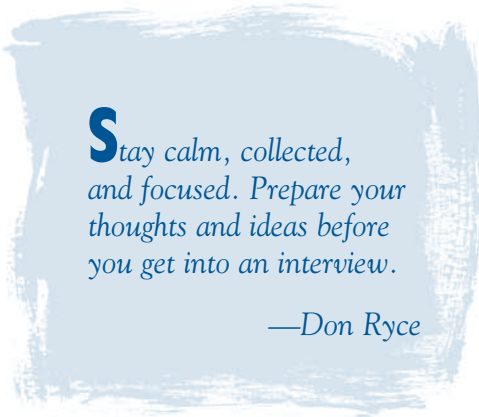
**Avoid scheduling press conferences that conflict with an important event.**

If you want to make an important announcement, such as a reward offer, make sure you aren't competing with another scheduled event. Find out what events are listed in the day book—often kept by Associated

Press—which is used by local media to keep track of newsworthy occurrences. Set your press conference for a time when nothing else significant is happening.

**Ask NCMEC or law enforcement to contact *America's Most Wanted* on your behalf.** The staff of this television program, which broadcasts nationally, have a special interest in helping to recover abducted children. *America's Most Wanted* can be reached by calling 800-CRIMETV (800-274-6388).

**Be aware of your public status.** Although this is not the kind of fame you want, you may attain some sort of "celebrity" standing because of your continuous involvement with the media. This sudden public status can be very intrusive. People will recognize and approach you wherever you go. The media may turn up at any time and any place, asking for information. You may be filmed any time



**S**tay calm, collected, and focused. Prepare your thoughts and ideas before you get into an interview.

—Don Ryce

you are in a public place—and even through the windows of your own home, if the photographer uses a powerful lens. Therefore, for your child’s sake, conduct yourself as if all eyes were upon you. Realize that you no longer have the same privacy you once had. Try not to be paranoid, but be careful. Don’t do things that might cast you in a negative light, but don’t feel guilty if you go out to dinner or to the movies to relieve the stress as the days and weeks pass.

**Review all media stories, comments, and tapes.**

Parents, family members, and friends should review all media spots and events in case they contain clues or pieces of information that could help you at a later date. For example, comments by particular individuals, multiple appearances by one individual, or knowledge of personal or confidential information not previously revealed may help to pinpoint either the perpetrator or persons close to the perpetrator.

**If your child is returned, don’t let him or her review any tapes of the suspect.** This may jeopardize identification of the suspect by your child when a lineup is scheduled by law enforcement.

## Media Involvement: After the First 48 Hours

At first, you may feel overwhelmed by the intense media interest generated by your child’s disappearance. After a week or so, however, if your child has not been found, you may run into the opposite problem.

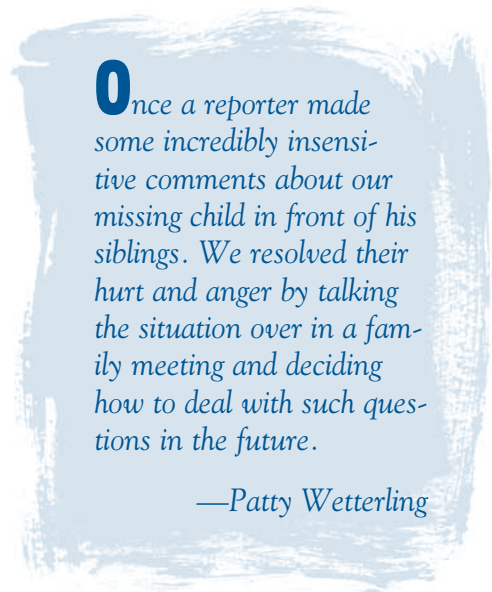
If media interest dies down, you will have to work to keep the story going. Here are some things you can do to keep your child’s story in the public eye.

**Devise “media hooks” to keep your child’s story in front of the public.**

Schedule a press conference on an important day, such as National Missing Children’s Day (May 25), or prepare a press release to coincide with federal or state legislation relating to missing, exploited, or victimized children. Remember, you don’t know how long you will have to search for your child, so you need to plan for the long term. Ask a family member or friend to help if you find the task too difficult.

**Give the story a new slant.**

To give the story a new look, you may want to change the tone of your interviews. Try bringing in someone new to discuss the case, such as a politician, sports personality, popular entertainer, or someone close to the investigation.



*Once a reporter made some incredibly insensitive comments about our missing child in front of his siblings. We resolved their hurt and anger by talking the situation over in a family meeting and deciding how to deal with such questions in the future.*

—Patty Wetterling

**Pace yourself.** Parcel out new developments in the case in separate announcements to spread coverage over a longer period of time. Ask law enforcement to notify the press of significant developments, such as important leads or items found during the physical search.

**Keep the story alive by tying it to a variety of events and activities.**

You can hold a candlelight vigil, announce a reward, or show how celebrations such as a birthday, holiday, or graduation are different without your child. You can tie your child’s story to something that will be broadcast repeatedly, such as a popular song on the radio. Then, every time the song plays, it will be a reminder that your child is still missing. If you can create a way for the media to present your child’s story in a different way, it is more likely to be run. Remember that media attention increases when you

## ***Victim's Bill of Rights***

*Appearing on air, whether television or radio, is a new experience for most people. The anxiety produced by this new experience, combined with the trauma of the initial victimization and the retelling of it, underscores the need for parent victims to maintain control over the situation. The following guidelines were written by the National Center for Victims of Crime to minimize the possibility of a second victimization inflicted by the mishandling of a story by the media.*

- You have the right to say no to an interview.
- You have the right to select the spokesperson or advocate of your choice.
- You have the right to select the time and location for media interviews.
- You have the right to request a specific reporter.
- You have the right to refuse an interview with a specific reporter even though you have granted interviews to other reporters.
- You have the right to say no to an interview even though you have previously granted interviews.
- You have the right to release a written statement through a spokesperson in lieu of an interview.
- You have the right to exclude children from interviews.
- You have the right to refrain from answering any questions that make you uncomfortable or that seem inappropriate.
- You have the right to know in advance what direction the story about your victimization is going to take.
- You have the right to ask for review of your quotations in a storyline prior to publication.
- You have the right to avoid a press conference atmosphere and to speak to only one reporter at a time.
- You have the right to demand a retraction when inaccurate information is reported.
- You have the right to ask that offensive photographs or visuals be omitted from airing or publication.
- You have the right to conduct a television interview using a silhouette or a newspaper interview without having your photograph taken.
- You have the right to completely give your side of the story related to your victimization.
- You have the right to refrain from answering reporters' questions during trial.
- You have the right to file a formal complaint against a reporter.
- You have the right to grieve in privacy.
- You have the right to suggest training for the media on how they can prevent additional traumatization for victims.
- You have the right to be treated with dignity and respect by the media at all times.

Reprinted with permission from the National Center for Victims of Crime, 2000 M Street NW., Suite 480, Washington, DC 20036, [www.ncvc.org](http://www.ncvc.org).

hold special events and when anniversaries come up. Also, remember to coordinate all events and activities with law enforcement because they can be an important part of the overall investigative strategy.

**Develop rapport with someone in radio, television, and print.** If a reporter or editor takes a special interest in your story, that person can help you devise ways to get your child's story back in the spotlight. Keep a list of names, telephone and fax numbers, e-mail addresses, and personal and professional interests. Although reporters often change stations, newspapers, and cities, remember that they can take a story with them wherever they go.

**Identify the assignment editors for each news organization, and send your press releases to their attention.** Assignment editors are the ones who decide which events to cover and whom to assign as reporters. If you plan an event, let the news organization know what is happening by e-mailing or faxing a news release. Give the facts of the case, along with a news "slant."

**Consider granting exclusive interviews.** In the beginning, you probably will not want to grant an exclusive interview because interest will be high and you will want the broadest

coverage possible. Also, granting an exclusive interview to one news organization over another may offend the one that you leave out. Later, however, an exclusive interview may be appropriate, such as to one station that has developed a story independently or to a national media group such as ABC, CBS, CNN, FOX, or NBC. In some cases, an exclusive interview may be the only way to get a particular aspect of your story out.

**Use the media to appeal for special help.** The media can be a very effective tool in asking for help. If you need volunteers, training, printing, or equipment that is prohibitively expensive or not readily available, ask the media to broadcast your request. Give a wish list to local radio stations because they in particular are often willing to publicize such appeals as a public service or interest report. Not only can this provide you with the help you need, but it can be yet another hook to remind the public to keep looking for your child.

**If possible, obtain the help of a media expert.** Sometimes professionals working in the field of public relations donate their services to parents. Because these professionals are very savvy in their dealings with the media, they can be a tremendous help.

## **Public Awareness Events**

*Media attention generates leads and keeps your story in front of the public. The following ideas are also excellent ways to involve volunteers in the search campaign.*

- **Appear on radio and television programs to discuss your child's disappearance.**
- **Hold a press conference or other media event on your child's birthday or on the anniversary of the disappearance.**
- **Prepare press releases or make personal statements about the disappearance of a child in another community.**
- **Prepare press releases relating to federal, state, or local legislation.**
- **Publish a letter to your child in your local newspaper.**
- **Ask radio stations throughout your state to play your child's favorite song and dedicate it to your child.**
- **Hold a rally at your child's school with music and prayers.**
- **Ask your child's school to organize a letter writing campaign to politicians, the media, or your state legislature.**
- **Organize student marches to distribute fliers or posters.**
- **Develop buttons or T-shirts with your child's picture and a special message to your child.**
- **Hold a prayer vigil.**
- **Hold a candlelight vigil.**
- **Organize a dance or a benefit auction.**
- **Give a special award to the law enforcement officer who served as your primary law enforcement contact.**
- **Ask sports teams in your area to include pictures of your child in their programs and to make public service announcements at all games.**
- **Plant a tree or dedicate a garden in your child's name.**
- **Release helium-filled balloons with your child's name and other relevant information printed on them.**
- **Hold bowling tournaments.**
- **Hold running, dance, or other types of marathons.**
- **Ask local businesses or banks to dedicate a Christmas tree or a display of lights in honor of your child.**
- **Many local resources can help raise public awareness. Motorcycle clubs, civic organizations, scouts, and others have been generous in providing support and assistance to families of missing children.**

## Key Points

- 1.** The media should be contacted immediately after your child's disappearance—either by you or by law enforcement—because media publicity is the best way to generate leads from the public. Time is of the essence.
- 2.** If your law enforcement agency is reluctant to involve the media in an active criminal investigation, work closely with your primary contact to convince the agency that media attention has led to the successful recovery of more than one missing child.
- 3.** Prepare a package to give to all representatives of the media that includes a complete description of your child and of the clothing he or she was wearing at the time of the disappearance, a description of the place where your child was last seen, a phone number for people to call with leads, details of the reward (if one is being offered), and current black-and-white, digitized, and color photos.
- 4.** Your pleas for help will be most effective if you personally speak to the media on your child's behalf, but if you cannot do that, ask someone you trust to stand beside you and step in if necessary or to be your spokesperson.
- 5.** Schedule interviews and press conferences around media deadlines, and consult the Associated Press day book to help you avoid scheduling press conferences that conflict with an important news event.
- 6.** Devise "media hooks," such as candlelight vigils or birthday celebrations, to keep your child's story in front of the public. Parcel out new developments in the case in separate announcements to spread coverage over a longer period of time.
- 7.** The media, especially local radio stations, can be an effective tool in asking for help.
- 8.** Be aware that you have become a public person and that the media may turn up at any time and any place to ask questions or to capture your activities on film. Although being in the spotlight might feel intrusive, such attention means that people are interested in learning more about your case.
- 9.** If you suspect that your child has been abducted, ask NCMEC or law enforcement to contact *America's Most Wanted* on your behalf.
- 10.** If your child is returned, don't jeopardize identification of the perpetrator by allowing your child to review tapes of the suspect.



## Checklist: Conducting Interviews With the Media

*The most successful media interviews happen because of advance planning. If you know beforehand what points you want to get across, you are more likely to have a positive experience with the media. The following tips can help.*

- Articulate the most crucial information in every interview.** Before you set up an interview, be sure you are ready. Be prepared to discuss information pertinent to the case—but be sure that law enforcement has been consulted about what information can be released and what should remain confidential. Give essential information consistently to everyone in the media, especially the following items:
  - Current pictures and videos of your child, in black and white, color, and digitized, if possible.
  - A description of the clothing your child was wearing and of the items your child had in his or her possession, such as a book bag, backpack, or bicycle, along with identifying characteristics and personal traits.
  - A telephone number for people to call in leads.
- Ask that your child's picture be included in every interview you grant.** This is crucial because often the only thing that is clearly known is what your child looks like. Make sure that the picture given to the media resembles your child accurately and is suitable for distribution. Always hold up a picture of your child during an interview and insist that his or her face be shown as part of the story. Ask radio stations to include a description of your child as part of their story.
- Limit the number of points you want to make and keep them simple.** Organize your thoughts and ideas, perhaps by writing them down, before you speak to an interviewer. Stay as calm and focused as you can. Remember that you will be given a very small amount of air time. That means that the more you say, the less control you will have over what portion of an interview the media will play.
- Try to cover the most important points first and to contain your answers to 10- to 20-second "sound bites."** Short answers are more likely to be used than long, drawn-out answers. Also, if you try to cover too much, you may find that your most important points are left out of the story. Remember, you don't have to answer all of the questions. You can repeat your main points over and over again.
- Make your child real by sharing stories that show his or her wit, interests, and other endearing qualities.** If you personalize your plea by showing favorite toys, telling short anecdotes, and airing representative videotapes of your child, people are more apt to listen and remember and to feel they have a reason to care about your plight. However, don't loan any original items to the media because you may not get them back. Always label your child's pictures, videos, and possessions.
- Keep control of the story.** Be prepared to field difficult questions. Although many reporters have families and will empathize with you, their job is to give the public an interesting story. Some may appear to be skeptical of you—at least initially—because of well-publicized disappearances in which the parents turned out to be the culprits.
- Regardless of the questions asked, keep the story focused on your missing child.** If a reporter digs a skeleton out of your closet, don't be afraid to say that a previous event has nothing to do with the present disappearance. You may need to point out that members of the same family can be totally different in terms of behavior, academic performance, and emotional maturity.
- Be patient with reporters because many of them may be young and inexperienced.** It is difficult for someone who is not yet a parent to imagine what you are going through. If you are asked an inappropriate question, don't answer it—and don't explain why.

- Do not lie to the media.** If you are caught in a lie, reporters will never trust you again. But remember that you don't have to answer every question. The only reason you are giving an interview is to find your child. You don't have any obligation to help the media carry a story in a direction you don't want it to go. If you believe a question is insensitive or irrelevant, either say so and decline to answer or else give the information you want to present regardless of the question that was asked. Take control of the situation. Make the points you have to make and insist on getting your message across.
- Do not disclose information to the media that your law enforcement contact has told you to keep confidential.** Consult with your law enforcement agency in advance to find out what information can be released and what information should remain private. Remember that there is no "off the record" comment. If reporters want confidential information, they will try to get it. Consider holding joint press conferences with law enforcement as a way to keep information flowing to the media yet protect confidential details.
- Never publicly criticize law enforcement.** Sometimes reporters ask questions intended to create controversy over law enforcement's handling of a case. Resist the temptation to criticize law enforcement, however, even if you are unhappy with something that has been done. You want the story to be about your child, not about a controversy with law enforcement. You also don't want to risk alienating the people who are spearheading the effort to find your child. Instead, channel any complaints you have through the appropriate law enforcement person or office.





# Photo and Flier Distribution

*The more people who know that your child is in danger and what your child looks like, the better the chances are that someone will recognize your child and report his or her whereabouts.*

—Claudine Ryce

Distributing pictures of and information about your missing child is an essential part of the search and recovery process. During the first 48 hours, it is critical that recent pictures of your child and facts pertinent to the disappearance be given to law enforcement, the news media, and nonprofit organizations and agencies. Physical traits and personality characteristics should also be described as specifically as possible. This chapter contains important tips about photo and flier distribution and can guide you through both the short- and long-term process.

## Photo and Flier Distribution: The First 48 Hours

**Search for the most recent pictures.** Don't look for pictures in your scrapbook. If you have a camera that uses film, see if there is undeveloped film in it; if so, take it to be developed. Ask family members and friends if they have recent pictures or videos of your child from a birthday party, holiday celebration, sports event, or school outing. Almost always, your child's school will have a copy of the latest school picture or will be able to tell you the name and telephone number of the school photographer. Even a passport picture, school identification card, or driver's license is better than nothing.

**Pick out pictures that most resemble your child.** Remember that posters and fliers will show only the head, neck, and top of the shoulders. Candid shots are fine, as long as the facial image is clear. Several pictures from different angles may give people a better idea

of what your child looks like. When selecting photos, keep the purpose in mind—to enable people to recognize your child, not admire a poster that flatters but does not look like your child. For examples of fliers, a sample template, and other items that can be distributed, see the collage on pages 38–39.

**Videos or home movies are excellent choices for airing on television.** Videos capture your child's appearance, mannerisms, and voice quality. They offer the added advantage of engaging the hearts of viewers, who can relate to the image on the screen as a live personality. Such viewers are more likely to be on the lookout for your child or even to volunteer to help in the search effort.

**Ask someone to have copies made of the pictures and videos you select.** Photographs can be scanned and copies made quickly at most businesses that make prints of photos. Some businesses may give you a discount rate if you give them your child's case number showing that you have reported your child as missing to the police.

**Put all photo originals and negatives in a safe place and make copies.** Never give away your only copy of a picture, unless you don't care if you get it back.

**If the picture was taken by a professional photographer, you may need to get permission to have the picture reproduced.** Under most circumstances, professional photographers will be glad to help by giving permission to reproduce a picture once you explain your situation. Some may even reproduce the pictures for you free of charge, so don't be afraid to ask. At the same time, if possible, have the pictures digitized and store

## NONFAMILY ABDUCTION SAMPLE

### NAME OF CHILD

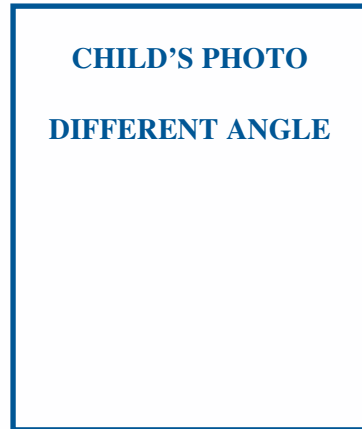
CHILD'S PHOTO



(Date of Photo)

CHILD'S PHOTO

DIFFERENT ANGLE



(Date of Photo)

Date Missing:                      Age Now:  
Missing From:                      Age Disap:  
Birth:                                  Race:  
Sex:                                      Weight:  
Height:                                Eyes:  
Hair:

ID Info:

Circum:

ANYONE HAVING INFORMATION SHOULD CONTACT  
**The National Center for Missing & Exploited Children®**  
**1-800-843-5678**

OR

LOCAL POLICE DEPARTMENT INFORMATION

Note: A missing child must be registered with the National Center for Missing & Exploited Children® before adding the organization's name and telephone number to this flier.

Source: National Center for Missing & Exploited Children®.





**Morgan Nick**

**Non Family Abduction**



Age Progression by NCMEC  
On: 09/25/2006



**Unknown Male**

Abductor  
Race: White

Birth: 09/12/1988 Race: White  
Missing: 06/09/1995 Ht: 4'00" Wt: 55 lbs  
Eyes: Blue Hair: Blonde Sex: Female  
Missing From:  
Age Now: 20 Yr  
Morgan's photo /  
Alma. The comp-  
approximations,  
on her molars. S





**Vinnette Teague**

**Non Family Abduction**

Birth: 12/08/1981  
Missing: 06/25/1983  
Age Now: 27 yrs  
Race: Black  
Sex: Female  
Hair: Black  
Eyes: Brown  
Ht: 2'08"  
Wt: 27 lbs  
Missing From:  
Chicago  
IL  
United States



Age Progression by NCMEC 12/07/2006

Vinnette's p  
apartment.





**Paulo Hinojosa Gavilano**

**Family Abduction**

Birth: 03/04/1999  
Missing: 12/12/2004  
Age Now: 10 yrs  
Race: Hispanic  
Sex: Male  
Hair: Lt. Brown  
Eyes: Brown  
Ht: 4'03"  
Wt: 66 lbs  
Missing From:  
Manassas  
VA  
United States



**Cesar Hinojosa Quiroz**

Abductor  
Birth: 09/24/1969  
Race: Hispanic  
Sex: Male  
Hair: Black  
Eyes: Black  
Ht: 5'07"  
Wt: 187 lbs

Paulo was allegedly abducted by his father, Cesar Hinojosa Quiroz, on December 12, 2004. A felony warrant for  
Kidnapping was issued for the abductor on October 7, 2008. They may travel to Peru.



**ANYONE HAVING INFORMATION SHOULD CONTACT**  
The National Center for Missing and Exploited Children  
1-800-843-5678 (1-800-THE-LOST) OR  
Manassas Police Department (Virginia) 1-703-257-8000

them on your computer so they can be used to send the picture by e-mail to nonprofit organizations across the country that have access to the Internet.

**Put someone persuasive in charge of photo distribution.** Ask your photo distribution coordinator to keep a log showing who was given a picture or videotape, then to follow up to make sure that the photographs were distributed. In addition to local media outlets, local civic and business groups, and volunteer groups, copies of your child's photograph can be sent to local government agencies. Permission can be obtained from county commissioners, agency officers, or whoever has authority to post your child's fliers in buses, at bus and subway stops, in tollbooths, at rest stops, and in federal and state parks and buildings.<sup>1</sup>

**Get as many individuals and organizations as possible to distribute your child's picture.**

Start with your neighbors and friends. Then call NCMEC, your state missing children's clearinghouse, and private, nonprofit missing children's organizations in your state and surrounding states, eventually blanketing the country. Contact AMECO ([www.amecoinc.org](http://www.amecoinc.org)) for the names of nonprofit missing children's organizations in your region. Ask them to distribute your child's picture through their networks and to display it on their Internet site. Make use of today's high-speed communication links to distribute your child's picture throughout the country.

**If you are not hooked up to the Internet, contact someone who is.** The Internet allows you to transmit clearer pictures of your child more quickly and less expensively than you could by fax. First, you must have your child's picture scanned and digitized—that is, put on a computer disk. A print or computer shop can provide this service to you. Next, call individual organizations to obtain their e-mail addresses. Now, you can simultaneously send your child's digitized photo by e-mail to a wide variety of organizations.

**Ask your photo distribution coordinator to find out where your child's picture has been posted.** Check the Internet sites of NCMEC, your state missing children's clearinghouse, local media Web sites, and private missing children's organizations to find out where your child's picture has been distributed. Expand the area of distribution to cover the entire country during the second 24-hour period by including the U.S. Customs Service, Border Patrol, and Coast Guard.

*Private businesses throughout our state donated large color reward posters, labels showing our son's face, a toll-free number for people to call if they had seen our son, mailing envelopes, and more than \$9,000 in postage so we could send 25 reward posters to every U.S. Congressperson and every state Governor, with a special plea asking them to put up posters of our son in a heavily trafficked area of their home communities.*

—Claudine Ryce

**Plug into NCMEC's photo distribution services.** NCMEC posts photos of missing children on its Web site ([www.missingkids.com](http://www.missingkids.com)). On average, 127,901 visits are made on the site each day, and many companies and agencies have links to this site. In addition, NCMEC can coordinate national media exposure through its partnership with major newspapers, magazines, television networks, and corporations.

<sup>1</sup>By Executive memorandum, NCMEC distributes fliers of missing children to federal agencies for posting in their buildings.



**Ask your primary law enforcement contact to request that NCMEC send a broadcast fax to its network of law enforcement agencies.** NCMEC has the capability to broadcast fax posters and other case-related information to more than 26,000 law enforcement agencies, FBI Field Offices, state missing children's clearinghouses, the Border Patrol, and medical examiners' offices throughout the country. NCMEC can send your child's picture to its network of agencies as soon as your law enforcement agency or the investigating agency makes a request. NCMEC case management personnel are available oncall to make emergency posters, broadcast faxes, and distribute photographic images in the evenings and on weekends.

**If your child has been abducted and is in danger, ask law enforcement or NCMEC to contact *America's Most Wanted* on your behalf.** You need to ask either NCMEC or your law enforcement agency to make this call. *America's Most Wanted* can be reached by calling 800-CRIMETV (800-274-6388). The program can run a missing children alert, which is a public service announcement showing your child's picture.

## Photo and Flier Distribution: After the First 48 Hours

After the first 48 hours, draw on your imagination and the ideas of your many contacts to keep your child's picture and story alive before the public. Here are some ideas of what can be done.

**Be creative and aggressive in getting your child's posters put up in heavily trafficked areas across the country.** Get approval for your mail carrier to place fliers in mailboxes. Ask utility companies to distribute fliers as their meter readers make their routes. Ask churches to request that their members include your child's flier in Christmas cards

and other letters. Ask banks and other groups that make regular mailings to include copies of your child's flier. Ask Federal Express, United Parcel Service, local pizza companies, and other delivery companies to distribute fliers on their routes. Ask trucking lines or moving companies to post pictures on the backs of their trucks. Ask airline pilot and flight attendant unions to request that members post fliers in cities where airline personnel lay over. Call motorcycle clubs and other groups that hold national meetings to see if their members will take along fliers for distribution. If anyone helping you has difficulty convincing a company to post or distribute your child's picture, you personally should get on the phone because it is harder to say no to a victim parent. The checklist *Distributing Fliers* contains further tips for flier production and distribution.

**Prepare a press kit for distribution to national news and talk shows and magazines.** Ask local public relations firms or persons with writing ability to help you prepare the kit and to secure e-mail and street addresses. Be sure to include local and regional radio stations. Your law enforcement agency can also give you guidance on press kit preparation.

**Look for events where volunteers can distribute fliers.** Have volunteers research and make a list of events such as sports contests, county fairs, festivals, and concerts planned in your community, state, and region. Distribute fliers to those events as part of your overall canvassing plan.

**Send press releases and arrange interviews during special or seasonal events.** Consider celebrating your missing child's birthday by reading aloud cards or special messages you hope he or she will hear. Speak at what would have been your child's graduation from elementary or middle school. Distribute age-progressed photos of your child and updated case information to refresh people's memories and renew interest in your child's plight. Enlist the aid of celebrities and politicians who can help publicize your child's case.

**Continue to work with NCMEC and its photo distribution program.** More than 300 private-sector participants use NCMEC's print photographs, and a number of federal agencies feature NCMEC photos in their buildings. Valassis's "Have You Seen Me?®" program, which features the names and faces of missing children, reaches more than 60 million households through weekly newspaper distribution and reaches 90 percent of American homes via shared mail. NCMEC distributes posters of missing children monthly to all Wal-Mart stores and Sam's Clubs across the country.

**Make your own picture cards to insert in mass mailings.** Get permission from government agencies, utility companies, and private businesses to have your card inserted in newspapers and envelopes containing state license renewals, tax assessments, local utility bills, payroll envelopes, and bank statements. Talk to direct-mail advertising companies to gain access to mass coupon mailings.

**Ask national groups for help.** Ask law enforcement associations, women's auxiliary groups, civic groups such as the Rotary Club or Elks and Moose lodges, the Chamber of Commerce, military groups or associations such as the Veterans of Foreign Wars, and college fraternities to distribute and post your child's poster or flier.

**Ask a variety of franchise businesses to distribute posters through their normal supply lines.** Consider especially various fast food and gasoline chains. Individuals who know who has abducted or who is holding your child may frequent liquor stores and adult bookstores more often than banks, post offices, and schools. Reward posters should be posted where people with information are most likely to see them.

**Consider using publicity gimmicks to etch your child's face in the public's memory.** Have your child's picture printed on buttons, T-shirts, bumper stickers, stamps, and baseball-type cards.

## ***A Word About Fax Machines***

**If you do not own a fax machine, look for one you can rent or borrow, or get permission to use the fax number or e-mail address of a nearby business or police station. You can use this contact information for quick and inexpensive communications with:**

- **Law enforcement.**
- **The news media.**
- **Missing child agencies.**
- **State missing children's clearinghouses.**
- **Other individuals and organizations that are willing to help.**

**When a face-to-face meeting cannot take place—or if information needs to be disseminated quickly—a fax machine can provide you with an important link to your law enforcement agency as you work together to prepare and review press releases, set up interview schedules, or provide lists of the names and telephone numbers of individuals who may hold clues to the whereabouts of your child. A fax machine in your home will also enable you to call organizations devoted to missing child issues, ask them to fax their intake forms to you, and then fill out, sign, and fax back the forms immediately.**

**Appear on talk shows on the condition that your child's picture is shown during the program.** Be sure that the subject of the talk show is compatible with the seriousness of your child's situation and that the show's topics and other guests can be verified prior

to your appearance. Make sure that the storyline will help, not harm, you and your child. Steer clear of sensational shows that focus on serial child murders, child sexual exploitation, or other issues that can take the focus away from your case.

## Key Points

- 1.** During the first 48 hours, it is critical that recent pictures of your child, descriptions of physical traits and personality characteristics, and facts pertinent to the disappearance be given to law enforcement, the news media, and nonprofit organizations and agencies.
- 2.** Distribute only recent pictures that resemble your child. Remember that posters and fliers will show only the head, neck, and top of the shoulders.
- 3.** Choose representative videos or home movies for airing on television to show viewers your child's appearance, mannerisms, and voice quality.
- 4.** Never give away your only copy of a picture or video. Have photos scanned for electronic distribution and make electronic copies of videos.
- 5.** Be both creative and aggressive in getting your child's posters put up in heavily trafficked areas across the country.
- 6.** Use publicity gimmicks, such as buttons, T-shirts, and bumper stickers, to etch your child's face in the public's memory.
- 7.** Prepare a press kit for distribution to national news and talk shows and magazines.
- 8.** Extend your search to the Internet, which will allow you to send your child's picture to a wide variety of organizations via e-mail more quickly and less expensively than you could by fax.
- 9.** Plug into available photo distribution services, including NCMEC, which can coordinate national media exposure, send a broadcast fax to its national network of law enforcement agencies, contact *America's Most Wanted* requesting that a public service announcement be aired on your behalf, and post photos of your child on its Web site.
- 10.** If your child has been missing for a long time, distribute age-progressed photos and updated case information to refresh people's memories and renew interest in your child's plight.

## Checklist: Distributing Fliers

*Effective fliers creatively combine photographs with basic information about your child. The following checklist can help you develop strategies for increasing the visibility of your child's case and generating possible leads about the disappearance.*

- Ask someone creative to take charge of flier and poster production.** Friends, family members, and volunteers can help with this task. Your poster coordinator can ask local printers to produce fliers free or at a discount rate.
- Have fliers printed in different sizes for different purposes.** Use different sizes for buttons, handouts, reward posters, mailings, and labels. Use the samples in this chapter as a guide.
- Ask your primary law enforcement contact what telephone number should be published on the flier for people to use to call in tips.** Because the purpose of fliers is to generate leads and tips relevant to your child's case, it is crucial to include a special phone number for readers to call. Often, law enforcement prefers to use a 24-hour hotline staffed by trained information takers rather than the local police telephone number, which may revert to voice mail or a beeper when no one is in the office. The NCMEC toll-free number can be used only after your child has been reported missing to NCMEC. Crime Stoppers and other reputable hotlines experienced in taking lead information are other possibilities. If you ask, Crime Stoppers may be willing to give and take reward information. **Do not use your own telephone number or establish your own 800 number. You need to keep your own phone line free for your child or the person holding your child to call.**



# Volunteers

*The many offers of support you receive in the first few days will carry you through. When people ask what they can do, try to tell them something specific. Tomorrow they may be gone, and you are likely to forget who made the offer.*

—Pat Sessions

One of the most heartwarming things you will experience is a tremendous outpouring of caring from family members, friends, and strangers. People of all races, nationalities, religions, and socioeconomic levels will offer you and your family emotional support, food and other gifts, and help in the search. In fact, volunteers are essential to the search process. They can and will play a variety of roles in the effort to find your child. This chapter offers suggestions for ways to involve volunteers in the search and ideas for managing offers to help.

## Making the Best Use of Volunteers

**To make the best use of volunteers, select a volunteer coordinator who is organized, efficient, and able to work well with and give direction to others.** The role of the volunteer coordinator is not to handle volunteer activities directly, but rather to delegate to others management of specific activities, such as bringing food to the family, providing water for the searchers, and coordinating distribution of posters and fliers. Choose someone who is practical, well organized, and skilled in providing leadership.

**Keep a running list—or have someone keep a list for you—of the things you need as they arise.** If you keep your list current, new volunteers will always have a way to get involved, and returning volunteers will know where to go to find out what is needed next.

**When someone offers to help, write down the person's name, telephone number, e-mail address, and type of service preferred.** When your child is first missing, it is hard to think of what you need now, much less what you will need in the future. If you have no ready answer for someone who asks to help, write down specific information that will enable you to contact that person later with a particular task.

**Don't be afraid to ask for what you need.** No task is too small or too large. If you need something, the best thing you can do for yourself is to ask. You will be truly amazed by the amount of support you receive. People really do want to help.

**Tap into the network of resources that private clubs, businesses, and agencies have available to them.** Many local clubs, businesses, and agencies can help in a variety of ways—by donating items, distributing photographs and fliers, or participating in the search. Make a list of what you need, and see what each group can provide. Here are some of the types of organizations that may be willing to help:

- Rotary clubs and other civic organizations.
- Red Cross chapters.
- Local posts of Veterans of Foreign Wars.
- Local lodges.
- Churches and synagogues.
- Parent-teacher associations.

- Scout troops.
- Internet advertising agencies.
- Retiree organizations.
- Labor unions.
- Military installations.
- Printers.
- Paper suppliers.
- Pizza franchises.
- Fast food chains.
- Liquor store chains.
- Airline companies.
- Taxicab and bus companies.
- Trucking companies.
- Public and private transportation agencies.
- Hospitals.
- Colleges and universities.
- Political groups.

**Be aware that some volunteers may want to become too involved, to get too intimate with the family, or to act beyond their designated responsibility.** Some individuals seem to enjoy media attention. They try to shift the focus of attention away from your child and onto themselves. Unfortunately, not all volunteers may have your best

## ***Suggested Volunteer Activities***

*Volunteers can do many things for you. Let them. In doing so, you allow people to fulfill their desire to help, and you relieve yourself of the burden of trying to do everything yourself, which you cannot. The following activities are particularly well suited for volunteers.*

- **Participate in the physical search.**
- **Canvass area businesses for donations of supplies needed for the search effort or for the family's upkeep.**
- **Design posters or fliers.**
- **Design an electronic Web site and forward leads electronically via the Web site.**
- **Tack up pictures and posters and hand out fliers.**
- **Contact nonprofit organizations, community groups, or other agencies in the community for donations or other assistance in producing or distributing posters.**
- **Keep track of all donated items and write thank-you notes.**
- **Answer the home telephone 24 hours a day and maintain a telephone log.**
- **Prepare meals.**
- **Help with household chores, such as cleaning, doing laundry, watering flowers, mowing the lawn, maintaining the yard, or shoveling the driveway.**
- **Run errands, such as shopping for groceries or going to the pharmacy.**
- **Take care of pets.**
- **Form prayer groups.**



interests in mind but are there for personal reasons. Sometimes individuals who victimize children are drawn to a search scene. If you feel uncomfortable with anyone or anything for any reason, inform your volunteer coordinator or law enforcement contact. Also, don't use unknown volunteers to do personal tasks, such as washing laundry or helping with car-pools. Instead, rely on friends or family members for these jobs.

## Using Untrained Volunteers in the Search Effort

Typically, law enforcement is the coordinating force behind the search, but volunteers often play a major role, especially in the immediate search of the 3- to 5-mile radius around where your child was last seen.

**Designate a volunteer search coordinator to work with law enforcement.** The volunteer search coordinator will need instruction from law enforcement to determine:

- How many nonpolice personnel will be needed in the search.
- What locations or areas are to be searched and on what schedule.
- What training will be provided to volunteers.
- How information will be disseminated among volunteers.

- What specific instructions will be given to volunteers about the process, procedures, and parameters of the search.

**Even though private individuals, organizations, and businesses may be interested in helping with the search, it is usually easier to work with an organized group.**

Organized groups can quickly mobilize large, cohesive groups of searchers and can work through an already established chain of command that will reduce battles for leadership and control. Groups can choose their own team leaders who can serve as a bridge between the volunteer search coordinator and the volunteer searchers. The volunteer search coordinator's task of conveying information to the volunteer searchers will be easier because the team leader can be asked to explain to each group what needs to be done.



**Law enforcement, the volunteer search coordinator, and the team leaders should work together to make sure that volunteers are doing what they are supposed to do.** Sometimes, overwrought volunteer searchers go beyond their designated roles and responsibilities and may unwittingly impose themselves on the missing child's family. The checklist Working With Volunteer Searchers summarizes the most important points that need to be covered with volunteers.

**Make sure that a list of the names and addresses of all volunteers is kept.** You will need this list to write thank-you notes, and law enforcement may need it during the search and investigation.

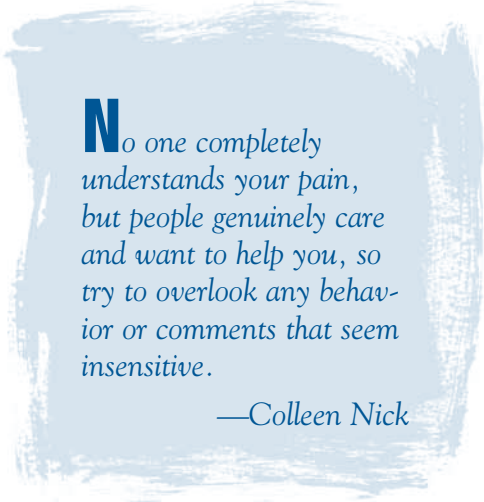
## Using Trained Volunteers in the Search Effort

**Many nonprofit organizations located throughout the country are poised to help you find your missing child.** Many organizations are devoted to the search for missing children. They can help distribute your child's poster, coordinate volunteer activities, locate the nearest bloodhounds, or find a parent of another missing child to give you advice and support. Contact NCMEC to find out the names and telephone numbers of organizations that meet their requirements for certification or membership or visit [www.amecoinc.org](http://www.amecoinc.org). NCMEC's Family Advocacy Division provides case-specific

intervention that enhances the services NCMEC offers to children and their parents. The division proactively works with families,

law enforcement, and family advocacy agencies to provide technical assistance, referrals, and crisis intervention services. The division supports Team H.O.P.E., a support network of trained volunteers who have experienced an abduction in their own families. These volunteers are matched with families of missing children to offer advice, assistance, and encouragement. You

might also want to talk with your primary law enforcement contact and with other parents of missing children. Be wary of organizations that promise they can find your missing child, that request payment for these services, or that are unknown in this field.



**N***o one completely understands your pain, but people genuinely care and want to help you, so try to overlook any behavior or comments that seem insensitive.*

—Colleen Nick

## Key Points

- 1.** Volunteers are essential to the search process. They can and will play a variety of roles in the effort to find your child.
- 2.** The role of the volunteer coordinator is not to handle volunteer activities directly, but rather to delegate to others management of specific activities, such as bringing food to the family, providing water for the searchers, and coordinating distribution of posters and fliers.
- 3.** If you need something, the best thing you can do for yourself is to ask for help. You will be amazed by the amount of support you receive from others.
- 4.** Keep a running list—or have someone keep a list for you—of the things you need as they arise.
- 5.** When someone offers to help, write down the person’s name, telephone number, e-mail address, and type of service offered so you can contact that individual later when you are prepared to accept the offer.
- 6.** Don’t use unknown volunteers to do personal tasks, such as washing laundry or helping with carpools. If you feel uncomfortable with anyone or anything for any reason, inform your volunteer coordinator or primary law enforcement contact.
- 7.** Many local clubs, businesses, and agencies can help in a variety of ways—by donating items, distributing photographs and fliers, or participating in the search. Make a list of what you need, and see what each group can provide.
- 8.** Even though private individuals, organizations, and businesses may be interested in helping with the search effort, it is usually easier to work with organized groups, which can quickly mobilize large, cohesive bands of searchers and can work through an already established chain of command.
- 9.** Make sure that a list of the names and addresses of all volunteers is kept so thank-you notes can be written and law enforcement can refer to it during the investigatory process.
- 10.** Be wary of organizations that promise they can find your missing child, that request payment for these services, or that are unknown in this field.
- 11.** Call Team H.O.P.E. for personal support (866–305–4673).

## Checklist: Working With Volunteer Searchers

*Before the physical search for your child begins, your law enforcement agency will review important policies and procedures for volunteer searchers. The purpose is to make sure that the search is as thorough and effective as possible, that all clues and pieces of evidence are safeguarded, and that the safety of volunteers is protected. Some of the topics that will be discussed with the volunteer searchers include the following.*

- Personal items and other supplies for the search.** Based on time of day, climate, and terrain, searchers will be asked to bring with them—or they may be provided with—items for personal use or for use in the search. These items include water bottles, flashlights, batteries, sunscreen, insect repellent, maps, compasses, walkie-talkies, notebooks, and pens.
- Reporting procedures.** Procedures will be established for searchers to use when they report and sign in. The system may be as simple as signing a name or as elaborate as taking a picture or video.
- Search procedures.** Searchers will be given instructions concerning:
  - What type of search is being conducted.
  - What to do if clues or pieces of evidence are found.
  - What to do if a searcher gets hurt or lost.
  - Who is responsible for searchers in a particular area and what is the chain of command for reporting information.





# Rewards and Donations

*A reward for the safe return of your child might be what it takes to persuade someone who knows something to speak up.*

—Don Ryce

It's hard to assess the true value of a reward in recovering a missing child. The offer of a reward might renew media interest in reporting on a missing child, or it might be the thing that motivates a person living on the fringe of society to call in a lead. Although rewards do not always produce the right leads or have the anticipated results, the use of a reward may be worth considering. This chapter discusses some important issues for you to think about before setting up a reward. It explains how to manage reward or donation funds correctly and where to go for help or advice.

## Monetary Rewards

Regardless of the odds that a reward will work, most parents or someone in the community will want to offer one if they possibly can in an effort to turn over every stone in the search to find the missing child. However, many issues need to be considered before an informed decision about a reward can be made.

**Get expert help.** Because of the number of legal and technical issues that can arise from a reward offer, you need expert advice from a knowledgeable attorney, your primary law enforcement contact, your banker, and the parents of other missing children who have successfully established a reward fund. Make sure that the people who give you advice have firsthand experience managing a reward fund.

**Be aware that your reward offer can become a legally enforceable contract.** If you offer a reward, you are agreeing to pay

a sum of money if a person's actions lead to the requested result. That means that anyone who complies with the terms of the offer can be legally entitled to claim the reward and can sue for its recovery. That's why you must be very careful in how you describe the terms of the reward offer. Sloppy language can result in serious legal problems. Ask an attorney for pro bono legal assistance.

**Be prepared to meet resistance from law enforcement.** Some law enforcement agencies disapprove of reward offers because they can result in a torrent of false leads. Keep law enforcement informed of any decision you make regarding a reward, as it is your decision, and if you sense concern or resistance, point out that all it takes is one solid lead to recover your child. Also, the desire for reward money could motivate an abductor to keep a child alive.

**Clearly state the purpose of the offer.** First decide what you want the reward to accomplish, then make sure that this purpose is clearly spelled out in the offer. For example, it is a good idea to make your child's *safe* return a written condition of the reward. The better the description of the reward's purpose, the less likely it is that you will have to argue later over whether someone complied with the terms of the offer.

**Set a time limit for the reward.** One of the goals of a reward is to generate immediate results in order to get your child back quickly. In the beginning, you may want to keep the time limit fairly short and tie it to a significant event, such as your child's birthday. The drama of such a countdown could generate

substantial public interest. Avoid open-ended rewards that can result in liability many years later. You can always renew the reward for a longer period of time.

**Be careful in establishing the amount of the reward.** Don't offer more money than you can afford to pay. Decide on the maximum amount of the reward in the first offer and stick to it because if you raise the amount later, people may wait for a more lucrative offer before calling in a lead.

**Check to see if special reward funds already exist.** Sometimes state and local agencies—and even the FBI—have funds available to put up as a reward in cases involving predatory abduction. Ask your law enforcement contact to help you find out about such funds.

**Be aware that monetary pledges are not as reliable as donations.** It is much easier to persuade people to pledge money toward a reward than it is to get them to donate cash. Therefore, you can in theory raise much more money through pledges than you can through donations. The problem is that you cannot be sure that a pledge will be honored when the time comes to pay out the reward. If you use pledges, get the pledge in writing, pay attention to the expiration date of the pledge, and plan to spend a fair amount of time making sure your pledges are still legitimate. Pledges are not forever.

**Do not use your personal funds to finance the reward.** As hard as it may be, refrain from using your own personal funds for the reward. Based on the terms and conditions spelled out in the reward offer, you may be liable for payment of the reward, and you may

even be sued. And though you may not realize it in the beginning, you may be faced with financial constraints months or years later, for example, if you are out of work for an extended period of time helping in the search for your child.

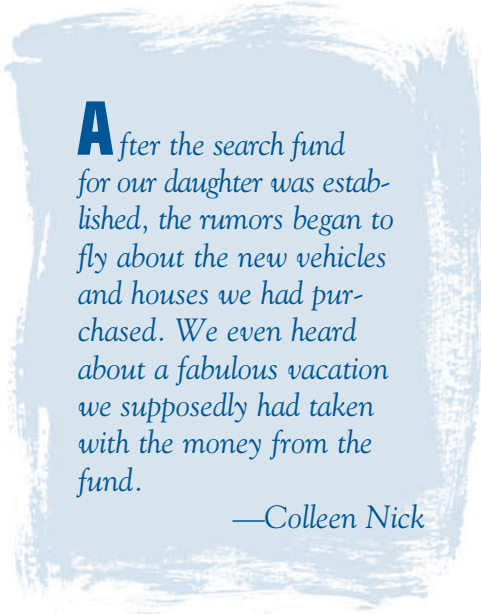
## Monetary Donations

Monetary donations can be extremely helpful to families whose lives have been turned upside down by the disappearance of a child. They can be used to help finance the search, fund a reward, or support the family if a parent is unable to work during the search process. But donations can also present problems if they are not managed properly. For this reason, you need to be aware of some important accounting and accountability issues that, if not handled correctly, could result in legal and financial ruin.

**Make sure that both you and your contributors know how the money will be used.**

Donations can be used for many different purposes, depending upon your need. Ask that donations be earmarked for a specific purpose—such as the reward fund, the search fund, or the family support fund—and if they are not, ask one of your volunteers to call the donor to find out to which fund the donation should be given. Seek professional help from both a lawyer and a banker to help you establish separate trusts and accounts and to oversee disbursements.

**Keep separate bank accounts for each fund.** If accounts are set up properly, donors will feel comfortable that records of the



**A**fter the search fund for our daughter was established, the rumors began to fly about the new vehicles and houses we had purchased. We even heard about a fabulous vacation we supposedly had taken with the money from the fund.

—Colleen Nick



money are being kept and that donations are being used for the specified purpose. Creating a trust fund—or at least establishing safeguards, such as requiring dual signatures on checks and maintaining accurate records—is crucial. You must make sure that funds earmarked for a specific purpose are, in fact, being used for that purpose.

**Avoid having direct control over any funds received.** Parents should not solicit funds on their own. Use volunteer groups for this purpose instead. Parents also should not have any signatory control over the funds because there have been instances in which someone attempted to extort the reward money from parents by force. Protect yourself from this kind of danger by putting the money, and the power to access it, in someone else's hands.

**Designate trusted individuals outside the family (such as an attorney or an accountant) to have signature authority over the accounts.** By removing yourself from the control of the funds, you eliminate any unnecessary scrutiny by members of the public or the media about the use of the funds. Make sure that the individuals selected for this task are trustworthy and that they understand their role and potential liability.

**Maintain accurate records that show where the donations came from and how the money was spent.** Make sure that the individuals with signature authority maintain proper records on all income and expenditures.

A list of donors should be maintained so thank-you letters can be sent, and copies of receipts for all expenditures should be kept in case questions arise. Ask a banker to help you establish proper accounting procedures, or ask for pro bono help from an attorney or an accountant.

**Be honest with the public.** Be prepared for questions, which may turn into accusations, concerning the use of donated funds. Designate one person—who could be you or a trusted friend or family member—to answer all questions concerning how the funds are being spent. Information concerning the number of donations or the amount in the accounts should never be released to the media.

**Specify what will happen to the reward in the event your child is located before the money is spent.** Sometimes large sums of money in a reward fund are left unspent. Therefore, you need to establish written procedures for how the money is to be dispensed if it cannot be used for the reward. For example, you can specify that all donations over a certain amount are to be returned, if the donor is traceable, or that unused funds are to be donated to an organization or agency that helped with the search. Excess reward fund money should never be used for the family's personal expenses because that was not the purpose of the fund. Again, talk with an attorney to determine how to handle this situation.

## Key Points

- 1.** Most parents will want to put up a reward in an effort to turn over every stone in the search for their missing child, even though it is not known whether rewards actually help in cases involving a missing or abducted child.
- 2.** Use a reward offer to renew media interest in reporting on a missing child or to motivate a person living on the fringe of society to call in a lead.
- 3.** Be prepared for resistance from your law enforcement contact because of police fears that the reward offer will result in a torrent of false leads.
- 4.** Because of the number of legal and technical issues that can arise from a reward offer, you need to obtain expert advice from a knowledgeable attorney, your law enforcement contact, your banker, and the parents of missing children who have successfully established a reward fund. Make sure that the people who give you advice have firsthand experience managing a reward fund.
- 5.** Your reward offer can become a legally enforceable contract, which means that anyone who complies with the terms of the offer can be legally entitled to claim the reward and can sue for its recovery.
- 6.** Monetary pledges are not as reliable as donations.
- 7.** Don't use personal funds to finance the reward, and don't offer more money than you can raise.
- 8.** Keep separate bank accounts for each type of fund—reward, family support, or search—and maintain accurate records showing where each monetary donation came from and how the money was spent.
- 9.** Avoid having direct control over any funds received by designating trusted individuals outside the family to have signature authority over the accounts. By removing yourself from control of the funds, you eliminate any unnecessary scrutiny by members of the public or the media about the use of the funds.
- 10.** Establish written procedures detailing how the money is to be dispensed if it cannot be used for the reward.

## Checklist: Selecting a Tipline for Leads

*Selecting a phone number for people to use to call in leads for the reward requires careful thought. Your home and business telephones should be reserved for your personal use. NCMEC operates a toll-free telephone line. However, NCMEC staff are prohibited from supplying information about rewards. Moreover, callers with leads have specific needs that must be addressed.*

- Callers must be able to give anonymous tips.** Some people will not call unless they can be assured of anonymity. Some tiplines assign a special number to each caller to ensure that a particular caller gets credit for the tip.
- Callers must be able to call 24 hours a day.** Some people prefer to call after regular business hours. The telephone number you list should allow people to call at any hour of the day or night.
- Callers must be able to phone long distance without having to pay for the call.** Some organizations offer an established toll-free telephone number you can use to gather tips or other information about your child. Crime Stoppers is one such organization that answers calls 24 hours a day, provides anonymity to callers, and has a good working relationship with law enforcement. Contact your local office of Crime Stoppers to learn more about that organization's system. Also, your local law enforcement agency and your state missing children's clearinghouse may be able to provide further guidance.
- The person who answers the phone must be able to handle this type of call.** Answering a telephone tipline requires a special set of skills. People who answer tiplines need to know how to keep callers on the line, what questions to ask, and how to write down important information.
- Tips must be furnished to law enforcement immediately.** Law enforcement is responsible for evaluating and following up on all tips—not parents, family members, or friends. For this reason, all tips and lead information should be passed on immediately to law enforcement, including the circumstances surrounding them—how they were made, who received them, at what time of day, and so forth.



## Personal and Family Considerations

*I had no rational thoughts, they were all irrational.*

—Heather Cox

*Hanging on to my sanity for a minute at a time often took all of my energy. I could not begin to look several days down the road.*

—Colleen Nick

Not knowing where your child is or how he or she is being treated is one of the hardest things you will have to face. One minute you will feel a surge of hope, the next, a depth of despair that will threaten your very sanity. Life will become an emotional roller coaster that won't really stop until you can hold your child in your arms again.

As you enter more deeply into the situation, know that you are not alone. Unfortunately, other families have had to travel this path and have experienced the same emotional wringer. Families can and do survive—and yours will, too, but it will take all the strength, hope, and willpower you can muster.

### Regaining Your Emotional and Physical Strength

Your ability to be strong and to help in the search for your child requires that you attend to your own physical and emotional needs. Although it may be hard right now for you to maintain your daily routine, it is paramount that you do so. The driving force behind the search effort is you, and therefore you must, for your child's sake, be physically and mentally well

in order to handle it. The fact is, the nightmare will continue until your child is found, so you need to take as many breaks from it as you can.

**Force yourself to eat and sleep.** Your body needs food and sleep in order to endure this ordeal. Although eating and sleeping may seem incredibly difficult, you must try. If eating regular meals feels like too much of a drain or if it brings back painful memories of your child, change your meal times and locations. If you cannot sleep at night because you are nervous, tense, or afraid of nightmares, find a place to relax and nap during the day. Just make sure you are doing everything you can to take care of yourself.

**Find time for physical exercise.** Any type of physical activity, even walking the dog, can help to ease the stress on your body and clear your head. Physical exercise also can help you relax at night so your body gets the sleep it needs.

**Create space for yourself.** Find a place of refuge—away from the pressure of the search and the investigation—where you can be alone with your thoughts and regroup. Even a few quiet minutes can sig-

nificantly relieve stress. It may help to walk in the park, visit your church or synagogue, or talk to a neighbor. Try to take as much time

**T**he nightmare is always there. A break is essential to your sanity.

—Colleen Nick

as you need and can spare. Remember that you are the best judge of what will help you to handle the life crisis and that it is okay—even necessary—to take a break from the stress for dinner and a walk.

**Find ways to release your emotions.** Your emotions will be running wild and will seem out of control. In these circumstances fear, anger, and grief can take over your entire existence. Therefore, you need to find a way to release your emotions because if you cannot express them, you may find yourself taking it out on others. Talk with someone—a friend, a relative, or a professional therapist—who will just listen. Also, try to stay busy. You can cook, write letters that express your feelings without mailing them, or record your thoughts and feelings in a journal.

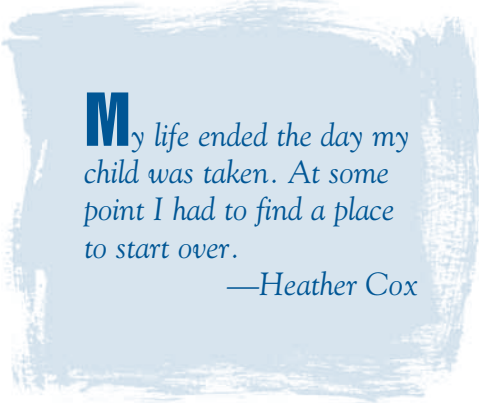
**Keep a journal.** Some parents find it extremely helpful to keep track of their thoughts and feelings in a journal. Journal entries, which can be written or tape recorded, need not be coherent or intelligent. Their purpose is merely to record your thoughts and feelings at any particular time and to help you resolve them.

**Put your anger and grief to work for you.** Come up with ideas for the search. For example, you can make a list of all of your child's friends, neighbors, and acquaintances—anyone who might hold a clue as to the whereabouts of your child. You can make a list of places your child frequented or even occasionally visited—anywhere law enforcement could look for your child. Finally, you can think of ways to release your emotions in a productive manner.

**Stay away from alcohol and harmful medications.** Alcoholic beverages, harmful drugs, and even prescription medications can prevent you from being an effective member of the

search team and can even induce depression. However, if you are having trouble sleeping at night or coping during the day, ask your physician for help. He or she may prescribe a medication that will help you sleep or alleviate your depression. Just be sure that you only take medications under the supervision of a physician because some can be addictive.

**Don't blame yourself.** Looking back, you may feel that there was something you could have done to have prevented your child's disappearance. You can literally drive yourself crazy asking, What if . . . ? But the fact is, if you did not arrange for the disappearance, you should not hold yourself responsible for not knowing or doing something that may seem obvious in hindsight. And remember, children have been abducted out of the safety of their own bedroom while their parents slept in the room next door.



**M**y life ended the day my child was taken. At some point I had to find a place to start over.

—Heather Cox

**Don't shoulder the blame of others.** Recognize that some people may blame you for the disappearance because of their own fears for their children. They may imply that if you had watched your child more closely, he or she would not have disappeared. Blaming you may make them feel somewhat safer in the world because they hold you—and your supposed mistake—responsible for your child's abduction, rather than the abductor. Also, sometimes one spouse blames the other for the disappearance of the child. This is hardly ever fair and can critically harm the well-being of the entire family. Try to stay out of the blame game by being kind to yourself and to one another. Understand that sometimes anger and blame are irrational and misplaced. Keep the lines of communication open among family members. If necessary, seek professional counseling or other outside assistance to help you handle the situation.

**Stay united in your fight to find your child.**

Don't allow the stress of the investigation to drive a wedge into your family life. When emotions run wild, be careful that you do not lash out at or cast blame on others. Instead, give each other lots of warm hugs to counteract the stress inherent in the situation. Remember that everyone deals with crises and grief differently, so don't judge others because they do not respond to the disappearance in the same way you do.

**Allow the opinions of other people to be their business, not yours.**

Some people need to have an opinion as to how well you are handling the situation and whether you should be acting differently. Keep in mind that such judgments are merely the opinions of others and that at any given moment, you are doing the best you possibly can.

**Seek peer support for yourself and your family.**

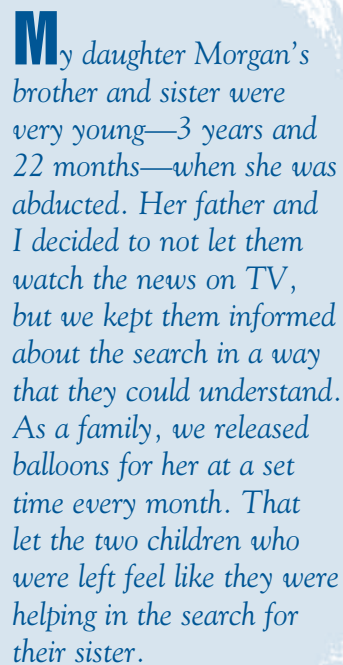
Some parents find talking with other parents of missing children to be extremely beneficial. Sometimes it is enough to know that you are not alone and that someone else in the world truly understands. Consider contacting one of the parent authors of this *Guide* (listed in the back of this book) or a member of Team H.O.P.E. (866-305-4673) for personal support (see page 79). Call the Child Protection Division at the Office of Juvenile Justice and Delinquency Prevention, U.S. Department of Justice (listed in the Additional Resources section of this *Guide*), to get in touch with any one

of the parent authors. You can also ask your law enforcement contact for a list of victim's advocates and local support groups. Nonprofit agencies or your state missing children's clearinghouse can also provide you with the names and phone numbers of parents who can help.

**Seek professional counseling for yourself and your family.**

Nobody should have to live through the pain that you are going through. Professional counseling can be extremely

helpful for parents and families to assist them in coping with their feelings of fear, depression, grief, isolation, anger, and despair. You may think that you and your family can or should get through the crisis alone, but you don't have to. Encourage family members to take care of themselves by seeking support and counseling. If you need assistance finding or paying for counseling, contact your local mental health agency or provider or ask another family member or friend to do this for you. If you are uncomfortable with professional counseling, consider another form of support—from your clergy, a physician, a lay counselor, or a friend.



**M**y daughter Morgan's brother and sister were very young—3 years and 22 months—when she was abducted. Her father and I decided to not let them watch the news on TV, but we kept them informed about the search in a way that they could understand. As a family, we released balloons for her at a set time every month. That let the two children who were left feel like they were helping in the search for their sister.

—Colleen Nick

**Seek peace and solace for yourself.** Many parents find comfort in their faith and use it as a powerful incentive to survive. The loneliness of grief diminishes somewhat for people who believe that they are not alone. Turning to—or returning to—religion can give parents the support and encouragement they need at this critical juncture in their lives.

## Mentally Preparing for the Long Term

As heartless as it may seem, your life and the lives of your children must go on. Although moving on with your life may seem impossible, you must do it—for the good of yourself and your family. You will, of course, find that there is no such thing as “normal” life as you once knew it. Everything has changed, and has changed forever. And whatever the outcome, you will be dealing with this in some way for the rest of your life.

**Going back to work is not abandonment of your child.** If you need to return to work, you may feel extremely guilty. Try to remember that your child must have a home to return to and that you are working to provide that home for your child. When you return to work, find a quiet place where you can go to be alone or to cry. Your grief is likely to come unannounced, and you will need a place where you can express it. If your job requires a lot of concentration, which you are not able to give, look for another position that does not place as many demands on you. The American Hospice Foundation publication *Grief at Work*, listed in the Recommended Readings and Other Resources section of this *Guide*, has additional advice.

**Focus on your emotional well-being.** To keep yourself on a more even keel, continue individual and family counseling, and try to stay busy. You can immerse yourself in activities with your other children or volunteer to help in school, church, or the community. Don't isolate yourself. Many parent survivors try to help other parents by working through missing children's organizations or by starting a group of their own. The books and articles listed in the Recommended Readings and Other Resources section of this *Guide* have proven to be particularly helpful.

**It's okay to laugh.** A laugh can be as cleansing as a good cry. Laughter not only helps

to release tension and emotion, it helps to restore normalcy to life and it can also help the siblings of the missing child.

**Never stop looking.** You will probably want to dedicate part of each day to your missing child. Use these hours to keep the search going and to keep the hope alive. You can set aside time to make phone calls, write letters, contact law enforcement, or do whatever you think will help in the search for your missing child.

## Helping Your Other Children To Regain Their Physical and Emotional Strength

Your other children need your physical and emotional support now more than ever, but you may not be able to satisfy their needs. You may have barely enough energy to keep yourself going. You may feel that you are abandoning your lost child if you are not doing something every moment to find him or her. These are normal feelings. Consider getting additional support for your other children during this time of crisis. Get a copy of *What About Me? Coping With the Abduction of a Brother or Sister*. This publication is available at [www.ncjrs.gov/pdffiles1/ojdp/217714.pdf](http://www.ncjrs.gov/pdffiles1/ojdp/217714.pdf). Here are some ideas.

**Find a safety zone for your children.** Find a safe place away from your home where your other children can be shielded from both the search effort and the media. This is especially important for young children, who still need to play and be themselves. Trusted friends and relatives can provide a reasonably normal, nurturing life for your children in a relatively stress-free environment, so this is a good time to let members of the extended family and friends assume a large part of the responsibility for their care. Just remember to maintain contact with your children—both over the phone and with regular visits—and to reassure them frequently how much you love them.



**Consider letting your other children participate in the search along with an adult.** If it seems appropriate, you can allow your older children to actively participate in the search effort. However, it is important to consider their age, desire, and level of maturity and to respect their right to say no. If your children are young, you will need to decide how much information you want revealed and whether it is appropriate for them to participate in the search effort. In some cases, younger children have distributed balloons and fliers. If you decide to let your children participate, keep a gauge on how well they are handling the situation and be prepared to make changes, if necessary. Remember that there are both emotional and security issues to consider when your children participate in the search effort. Ask your law enforcement contact for advice.

**Think twice about letting the media interview siblings.**

Interviews with the media can be extremely traumatic to the brothers and sisters of a missing child. Children are seldom prepared for the extremely personal or probing questions asked by insensitive or pushy media personnel. Remember that the media can and will be persistent, particularly given the sudden ascension of your family to “celebrity” status. Make sure that you supervise interviews and continue to set boundaries that are in your children’s best interests.

**Bring the needs of your other children into balance with those of your missing child.**

Focus on the needs of the children who are still at home. Remember that they, too, are trying to cope with their loss. Talk with your children about their feelings of fear, anger, hurt, and loss. Make them feel as important to you as your missing child. Encourage them to return to the interests and activities

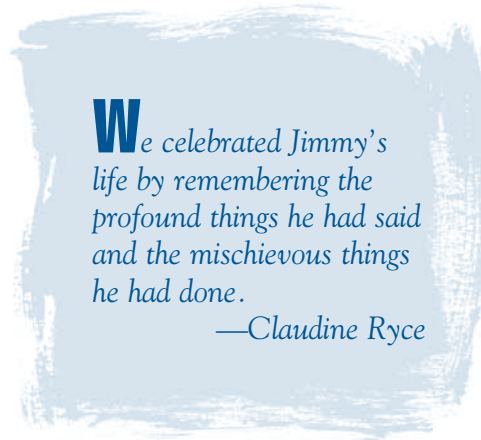
they enjoyed before the disappearance—by playing with friends, participating in sports, or playing music.

**Establish different routines to help your family cope.** Family meetings can be an effective way to deal with the changes wrought by the disappearance. They offer family members a safe, nonjudgmental environment in which to voice feelings of fear, anger, and frustration. They also give family members an opportunity to keep one another informed about the ongoing investigation and involved in family decisionmaking.

**Celebrate birthdays, holidays, and other special events.** Young children will want to celebrate birthdays and holidays even when a brother or sister is missing. Plan ahead so you are not caught offguard by the intense emotional roller coaster that can accompany such events. You can, for example, try changing family holiday traditions and beginning new ones. Instead of throwing a

big birthday party, you can eat cake and ice cream for breakfast and then open presents. If you have older children, instead of the traditional Christmas or Hanukkah celebration at home, you can go on a trip and celebrate there. Remember that your children need to have fun and that they want you to celebrate, even if your heart is not ready for it. Recognize, however, that you have personal limitations as to what you will be able to handle and that those limitations need to be respected. The secret is to plan ahead.

**Allow all members of the family to talk about your missing child, about their emotional reactions to the situation, and about their loss.** Don’t let the absence of your child and your deep sense of loss become a taboo subject. Instead, let your children know that



*We celebrated Jimmy's life by remembering the profound things he had said and the mischievous things he had done.*  
—Claudine Ryce

they can freely express their thoughts and feelings to you and that they will be met with love and acceptance. Let your children know that it is okay for everyone in the family—including mom and dad—to cry and that you can help each other by holding hands, giving each other a big hug or kiss, or getting each other a glass of water. Remember that even if you do not communicate with your children about your missing child, other children in the neighborhood will.

**Don't be surprised if your other children's behavior drastically changes.**

Everyone in the family has suffered a tremendous shock. In these circumstances, bedwetting, stomach-aches, depression, anger, sullenness, quietness, and truancy are common reactions. But by the same token, don't be alarmed if your child's behavior changes very little or not at all. Children, just as adults, react differently to the disappearance of a child.

**Help your other children return to some type of normalcy by returning to school.**

Your children need the normalcy that the daily routine of school provides. But before your children go back to school, talk with them about what they want others to know. Make sure they understand that most people in your community already know what has happened. Listen to your child's thoughts and feelings about returning to school. Then, talk to your child's teachers and counselors to help them prepare for the return of your child.

**Ask the school to bring counselors into the classroom both after the disappearance and when your child returns to school.**

Teachers and classmates of a missing child will also experience fear and grief. When your other children return to school, they and their friends—and the friends of your missing child—are bound to feel scared. Ask your law enforcement contact if an officer can go to the school to teach the children both how to recognize dangerous situations and how to get away. Ask teachers and counselors for their help in giving all of the children the support they need to deal with this crisis. The American Hospice Foundation publication *Grief at School*, listed in the Recommended Readings and Other Resources section of this *Guide*, has additional advice.

**W**atching my daughter suffer through the loss of her child was incredibly painful. Not only was I hurting over the loss of Shelby, my granddaughter, but also over the deep pain of my daughter.

—Marion Boburka

**Ask other children who have faced similar difficulties to provide one-on-**

**one support to your children.** A number of sources can put you in touch with other families that have experienced the trauma of a missing child. Try calling your local law enforcement agency, your state missing children's clearinghouse, NCMEC, or other missing children's organizations. Your children may be more comfortable talking with a peer who has gone through a similar ordeal.

**Seek professional counseling for your children.**

Your children are suffering just as intensely as you are and may need help dealing with feelings of fear, anger, and grief. Don't feel guilty that you cannot be their total support at this point in your life. Instead, look to others to help your children cope with the powerful emotions that follow the disappearance of a brother or sister.

## Helping Extended Family Members To Regain Their Physical and Emotional Strength

The disappearance of a child affects many people—grandparents, aunts, uncles, cousins. They, too, will experience deep emotional scars from the sudden loss. All of you will need the love and support of one another. Extended family members can do a number of things—contribute to the search effort, take care of other children, or stay in close phone contact—to help them work through the pain and grief of losing a relative.

**If possible, include extended family members in the search effort.** Extended family members can serve a variety of functions—as spokesperson for the family, coordinator of media events, coordinator of volunteers, or coordinator of searchers. They can also develop and disseminate posters and fliers, contact missing children’s organizations to request assistance, and gather information to give to law enforcement to help in the search and recovery effort.

**Put a daily report on your home answering machine or voicemail greeting, or Web site, to keep family members informed of progress in the search.** Law enforcement should keep you informed about the investigation, but in many cases extended family members are left out of such discussions. They may, as a result, feel left out and unsure of what to do. Putting simple messages on your home answering machine or voicemail greeting, or Web site, will keep distant family members informed. It also will save you time from having to make or receive phone calls and in the process will help to free up your telephone line in the event that your child or someone with a tip is trying to get through.

**Don’t try to provide emotional support to everyone in your family.** It is not your job to be an emotional “rock” for the extended family. Instead, encourage family members to seek support and comfort from friends and other family members, from their church or synagogue, or from local mental health agencies, professional counselors, or other community resources. Let members of your family know that you are depending on them to help you through this ordeal.

## ***A Word About Starting a Nonprofit Organization***

As time passes and your child does not return, you may become very frustrated. You may want to find a way to maintain or increase the level of activity. Some parents think about establishing a nonprofit organization (NPO). An NPO must have a broad public purpose (that is, it cannot be devoted to a single child). Although state regulations vary, federal regulations are in place to assure the public that their contributions are well managed and are used for the organization's stated purpose.

There are several things to consider when establishing a tax-exempt NPO:

- You need a purpose or mission statement, articles of incorporation, bylaws, an operating budget, and a board of directors. You will need to file necessary documentation with appropriate state and federal agencies.
- You must be aware of the differences between for-profit and nonprofit organizations to maintain the NPO's programmatic and fiscal health.
- You need to keep meticulous files, including financial and corporate records. These records are open to the public. You may also have to meet the standards of charitable watchdog agencies.
- You may want to have an existing NPO serve as your fiscal agent.
- You will need to develop a program that attracts enough interest and financial support so it can be maintained.

**A word of caution:** Imagine yourself undergoing the worst possible trauma and deciding that NOW would be a good time to start a new business. The startup and maintenance of a nonprofit organization can be incredibly challenging. Make sure you are surrounded by trusted friends or family who can do the majority of the work, especially at the beginning.

## Key Points

- 1.** Force yourself to eat, sleep, and exercise. Realize that your ability to be strong and to help in the search for your child requires that you attend to your own physical and emotional needs. If you have trouble sleeping at night or coping during the day, ask your physician for help.
- 2.** Stay away from alcohol, drugs, and harmful medications, which can prevent you from being an effective member of the search team and can even induce depression.
- 3.** Find productive ways to release your emotions, such as keeping a journal, talking with a friend, taking a walk, exercising, cooking, cleaning, or thinking up ways to extend the search. Don't isolate yourself.
- 4.** Don't blame yourself for your child's disappearance or allow yourself to shoulder the blame of others. Treat yourself and others as kindly as you can.
- 5.** Don't feel guilty if you need to return to work. Remember that you are working to provide a home for your child to return to.
- 6.** Stay united with your spouse in your fight to find your child. Don't allow the stress of the investigation to drive a wedge into your family life, and don't misjudge others because their response to the disappearance is different from yours.
- 7.** Don't allow the absence of your child and your deep sense of loss to become a taboo subject. Encourage open discussion of feelings in a safe, caring, nonjudgmental environment during family meetings.
- 8.** Establish different routines for daily life and for celebrating birthdays, holidays, and other events. Find a safe place away from your home—perhaps with friends or relatives—where your other children can feel free to play and express themselves, away from the spotlight of the search and the media.
- 9.** If it seems appropriate, allow your other children to participate in the search, perhaps by distributing posters, fliers, or balloons. Remember that both emotional and security issues need to be addressed.

### Key Points (continued)

- 10.** Don't be surprised if your other children's behavior changes drastically. Bed-wetting, stomachaches, depression, anger, sullenness, quietness, and truancy are common reactions. But remember that children, just like adults, react differently to the disappearance of a child, and some may not show any change in behavior. Get a copy of *What About Me? Coping With the Abduction of a Brother or Sister*, which was written by the siblings of abducted children. This publication is available at [www.ncjrs.gov/pdffiles1/ojjdp/217714.pdf](http://www.ncjrs.gov/pdffiles1/ojjdp/217714.pdf).
- 11.** Help your other children return to some type of normalcy by going back to school, but listen carefully to them before they go. Request that the school bring counselors into the classroom to discuss the situation with the children, and ask your law enforcement contact to arrange for an officer to go to the school to teach the children both how to recognize dangerous situations and how to get away.
- 12.** Extended family members can serve a variety of functions in the search effort—as spokesperson for the family, coordinator of media events, coordinator of volunteers, or coordinator of searchers. They can also help with posters and fliers, request assistance from missing children's organizations, and gather information to give to law enforcement.
- 13.** Don't try to provide emotional support to everyone in your family. Seek professional counseling for yourself and your children to help you cope.
- 14.** Bring callers up to date on the progress of the search by recording simple messages on your home answering machine or voicemail greeting, or Web site.
- 15.** Never stop looking. Dedicate part of each day to your missing child by making phone calls, writing letters, contacting law enforcement, or doing whatever you think will help in the search for your missing child.

## Checklist: Figuring Out How To Pay Your Bills

*Even though your world has stopped, the rest of the world marches on. If you work outside the home, your boss may be understanding at first, but may tell you later that you will be replaced if your child is not found quickly. If you are in business for yourself, you will have to balance your need to participate in the search with your need to make decisions about your company. At some point, you will have to deal with the bills that come in and perhaps other financial concerns as well, even if it's to buy yourself more time.*

- Extended leave.** If you need an extended leave from work, ask a family member or friend to talk to your employer on your behalf. For example, some employers allow employees to donate their excess leave time to those who need it.
- Extensions on bills.** Talk to mortgage companies, utility companies, and other creditors to see if you can get extensions on your bills.
- Rebudgeting.** Ask a friend or an accountant to help you rebudget your finances or refinance your house.
- Financial assistance.** Call your state missing children's clearinghouse to find out if they know of local resources, such as social services or emergency or other financial assistance funds, that might be able to provide short- or long-term support for you.
- Victim compensation funds.** Call the Office for Victims of Crime or your state attorney general's office to find out about victim's compensation funds. Such funds may cover lost wages and other crime-related expenses.





# Recommended Readings and Other Resources

**Critical Incident Response Group, Child Abduction and Serial Killer Unit. 1997. *Child Abduction Response Plan*. Quantico, VA: Federal Bureau of Investigation.**

Designed for law enforcement agencies, this document is available only through the Crimes Against Children Coordinator of the local FBI Field Office. It explains essential techniques in child abduction investigations.

**Echols, Mike. 1991. *I Know My First Name Is Steven*. Kearney, MO: Pinnacle Books.**

Though not officially out of print, this book is out of stock indefinitely at the printer. Copies may be available at your local library or in larger bookstores. The author describes the long ordeal of two children who were kidnapped by Kenneth Parnell and the trauma they faced.

**Federal Agency Task Force for Missing and Exploited Children. 2007. *Federal Resources on Missing and Exploited Children: A Directory for Law Enforcement and Other Public and Private Agencies*. Washington, DC: U.S. Department of Justice, Office of Justice Programs, Office of Juvenile Justice and Delinquency Prevention.**

Developed for law enforcement agencies and other federal, state, and local agencies that work with missing and exploited children, this directory describes the many federal services, training programs, and resources that relate to missing and exploited children. Contact information is provided for easy access. The directory is available free of charge by calling the National Criminal Justice Reference Service (NCJRS) at 800-851-3420. If you prefer, you can download copies of the directory from the NCJRS Justice Information Web site ([www.ncjrs.gov](http://www.ncjrs.gov)).

**Office of Juvenile Justice and Delinquency Prevention. 2002. *A Family Resource Guide on International Parental Kidnapping*. Washington, DC: U.S. Department of Justice, Office of Justice Programs, Office of Juvenile Justice and Delinquency Prevention.**

This guide was developed by federal, state, and local agencies and organizations, and parents of children abducted to another country by the noncustodial parent. It offers descriptions and realistic assessments of civil and criminal remedies, explains applicable laws, identifies public and private resources, and identifies strategies to help left-behind parents recover their children or reestablish meaningful contact with them in another country. This guide is available free of charge by calling NCJRS at 800-851-3420. If you prefer, you can download copies of the guide from the NCJRS Justice Information Web site ([www.ncjrs.gov](http://www.ncjrs.gov)).

**Office of Juvenile Justice and Delinquency Prevention. 2002. *A Law Enforcement Guide on International Parental Kidnapping*. Washington, DC: U.S. Department of Justice, Office of Justice Programs, Office of Juvenile Justice and Delinquency Prevention.**

This guide is a companion to *A Family Resource Guide on International Parental Kidnapping*. It serves as a resource for federal, state, and local law enforcement officers who are called on to respond to international parental kidnapping cases. It offers ideas and suggestions for preventing international abductions; discusses applicable laws, legal remedies, and liability concerns; describes the role of law enforcement as both the initial responder and the investigator; and offers strategies for extradition, reunification, and recovery. This guide is available free of charge by calling NCJRS at 800-851-3420.

**Office of Juvenile Justice and Delinquency Prevention. 2007. *What About Me? Coping With the Abduction of a Brother or Sister*. Washington, DC: U.S. Department of Justice, Office of Justice Programs, Office of Juvenile Justice and Delinquency Prevention.**

This guide was written by siblings of children who have been abducted. It contains information that will help and support children of all ages when their brother or sister is kidnapped. It provides ideas on what children can expect in terms of the feelings they may experience, the events that may occur from day to day, and the things they can do to help themselves feel better. Written in child-friendly language, it is divided into sections that include home, family, law enforcement, the media, school and work, and holidays and anniversaries. The guide also contains activity pages for children of all ages, including those who are too young to read. The guide is available free of charge by calling NCJRS at 800-851-3420.

**Office of Juvenile Justice and Delinquency Prevention. 2008. *You're Not Alone: The Journey From Abduction to Empowerment*. Washington, DC: U.S. Department of Justice, Office of Justice Programs, Office of Juvenile Justice and Delinquency Prevention.**

This guide presents several stories about those who have survived a child abduction and how they have grown and developed after their traumatic experiences. It was written by survivors of child abduction and it provides information to help other survivors cope with their own experiences and begin their journey toward a better future. The guide also contains some blank space where readers can write down their own thoughts and feelings in response to each personal story. The guide is available free of charge by calling NCJRS at 800-851-3420.

**Turner, Johanna. 1995. *Grief at Work*. Washington, DC: American Hospice Foundation.**

This booklet provides suggestions for employees and managers for coping with grief and loss at work. The booklet is available from the American Hospice Foundation, 1130 Connecticut Avenue NW., Suite 700, Washington, DC 20036 (202-223-0204).

**Turner, Johanna. 1996. *Grief at School*. Washington, DC: American Hospice Foundation.**

This booklet for educators and counselors provides suggestions for helping children to cope with crisis and grief in the school setting. The booklet is available from the American Hospice Foundation, 1130 Connecticut Avenue NW., Suite 700, Washington, DC 20036 (202-223-0204).

**Walsh, John. 1997. *Tears of Rage*. New York, NY: Pocket Books.**

This book recounts the powerful and emotional story of John Walsh and his wife Revé following the 1981 abduction and murder of their 6-year-old son Adam. The book also chronicles John Walsh's 16-year exhaustive efforts on behalf of missing and exploited children. Available in bookstores.

**Ward, Heather Patricia. 1994. *I Promise I'll Find You*. Ontario, Canada: Firefly Books.**

This heartwarming children's book tells the story of a mother who promises to do everything humanly possible to find her child should that child ever become lost or missing from home. Available in bookstores.

## Publications From the National Center for Missing & Exploited Children®

*Single copies of the following books and up to 50 copies of each brochure are available free of charge from the National Center for Missing & Exploited Children® (www.ncmecpublications.org or 800-843-5678).*

### Books

#### ***Family Abduction Guide***

Written in both English and Spanish, this guide describes the actions that parents and family members can take and the laws that can help when their child is abducted.

#### ***Missing and Abducted Children: A Law Enforcement Guide to Case Investigation and Program Management***

This document provides law enforcement with a step-by-step guide on how to respond to and investigate missing children cases.

### Brochures

#### ***Keeping Kids Safer on the Internet***

The following brochures, written in both English and Spanish, are part of the Just in Case Series and offer step-by-step instructions for dealing with a variety of issues relating to missing and exploited children.

#### ***Just in Case . . . Guidelines in Case You Are Considering Day Care***

#### ***Just in Case . . . Guidelines in Case You Need a Childcare Provider (English only)***

#### ***Just in Case . . . Guidelines in Case You Are Considering Family Separation\****

#### ***Just in Case . . . Guidelines in Case You Need a Babysitter (Spanish only)***

#### ***Just in Case . . . Guidelines in Case Your Child Is Testifying in Court***

#### ***Just in Case . . . Guidelines in Case Your Child Is or Might Someday Be a Runaway\****

#### ***Just in Case . . . Guidelines in Case Your Child Might Someday Be Missing\****

#### ***Just in Case . . . Guidelines in Case Your Child Might Someday Be the Victim of Sexual Exploitation\****

#### ***Just in Case . . . Information for Families Grieving After the Loss of a Child and the Professionals Who Support Them***

#### ***Just in Case . . . Guidelines in Finding Professional Help in Case Your Child Is Missing or the Victim of Sexual Exploitation\****

#### ***Just in Case . . . Guidelines on Using the Federal Parent Locator Service in Cases of Parental Kidnaping and Child Custody***

---

\* Also available in Vietnamese.

The following brochures, part of the Know the Rules Series, provide information and tips for children, teenagers, and parents on a variety of topics relating to child exploitation, victimization, and safety.

***Know the Rules . . . Abduction and Kidnapping Prevention Tips for Parents***

***Know the Rules . . . After School Safety Tips for Children Who Are Home Alone***

***Know the Rules . . . Child Safety for Door-to-Door Solicitation***

***Know the Rules . . . For Child Safety in Amusement or Theme Parks***

***Know the Rules . . . For Child Safety in Youth Sports***

***Know the Rules . . . For Going To and From School More Safely***

***Know the Rules . . . General Tips for Parents and Guardians To Help Keep Their Children Safer***

***Know the Rules . . . Safety Tips for Halloween***

***Know the Rules . . . Safety Tips for Teens***

***Know the Rules . . . Safety Tips for the Holidays***

***Know the Rules . . . Summer Safety Tips for Children***

***Know the Rules . . . Summer Safety Tips for Parents/Guardians***

***Know the Rules . . . When Your Child Is Flying Unaccompanied***

***Know the Rules . . . When Your Child Is Traveling Unaccompanied by Bus or Train***

***Know the Rules . . . Traveling Outside of and to the United States***

***Knowing My Rules for Safety***

## Internet Safety Resources for Parents

### Got 2B Safe!

[www.got2bsafe.com/child\\_safety.asp](http://www.got2bsafe.com/child_safety.asp)

Honeywell and National Center for Missing & Exploited Children®

This site offers simple rules for parents to help prevent abduction and sexual exploitation through teachable moments.

### NetSmartz Kids

[www.netsmartzkids.org/indexFI.htm](http://www.netsmartzkids.org/indexFI.htm)

National Center for Missing & Exploited Children®

This is a fun and interactive site to teach children how to be safe both online and in their everyday lives. The site features games, puzzles, printout activity books, and videos.

### WebWiseKids

<http://webwisekids.org/index.asp>

This site provides a free, downloadable education program to help parents teach teens and young children about the various dangers associated with inappropriate Internet use.

### Dees, T. 2004. Internet predators: Missing. *Law and Order* 52(8).

[www.ncjrs.gov/App/Publications/abstract.aspx?ID=206919](http://www.ncjrs.gov/App/Publications/abstract.aspx?ID=206919)

This article describes a video game (available for download) that teaches youth about the dangers of interacting with predators on the Internet.

### Federal Bureau of Investigation. *A Parent's Guide to Internet Safety*.

[www.fbi.gov/publications/pguide/pguidee.htm](http://www.fbi.gov/publications/pguide/pguidee.htm)

This guide informs parents about the dangers of online child exploitation and teaches them how to monitor children's Internet and telephone use.

### Federal Trade Commission. 2007. *Social Networking Sites: A Parent's Guide*.

[www.ftc.gov/bcp/edu/pubs/consumer/tech/tec13.pdf](http://www.ftc.gov/bcp/edu/pubs/consumer/tech/tec13.pdf)

This guide encourages parents and children to talk about the risks involved in using social networking sites and offers tips for using them safely. It includes resources for more information.

### Finkelhor, D., Mitchell, K., and Wolak, J. 2000. *Online Victimization: A Report on the Nation's Youth*. Alexandria, VA: National Center for Missing & Exploited Children®.

[www.unh.edu/ccrc/pdf/Victimization\\_Online\\_Survey.pdf](http://www.unh.edu/ccrc/pdf/Victimization_Online_Survey.pdf)

This report provides information on the threat, incidence rate, and victim response to online predators.



# Additional Resources

A number of organizations and agencies in both the public and private sector work with parents whose children are missing. These agencies can provide information, assistance with photo and flier production and distribution, referral services, and investigative resources for you, your family, and law enforcement.

## Private Resources

### ***National Center for Missing & Exploited Children® (NCMEC)***

NCMEC serves a variety of functions:

- Distribution of pictures and posters of missing children worldwide.
- Provision of information and technical assistance to citizens.
- Provision of training, technical assistance, and technical support to state missing children's clearinghouses and to state and local law enforcement agencies.

You can call NCMEC to get copies of its intake and release forms mailed or sent to you via fax and to get information on how you can have a color picture of your child posted on NCMEC's Web site, distributed to NCMEC's photo partners, and printed on fliers for you to distribute.

NCMEC also manages and coordinates Project ALERT (America's Law Enforcement Retiree Team) and Team Adam, free consultation services on missing children cases for law enforcement agencies.

NCMEC's Family Advocacy Division also supports Team H.O.P.E., a parent-to-parent mentoring service. Team H.O.P.E. is a national support network that matches left-behind

parents with trained parent volunteer mentors who have experienced an abduction in their own families.

### **National Center for Missing & Exploited Children®**

699 Prince Street  
Alexandria, VA 22314-3175  
800-THE-LOST® (800-843-5678) (Hotline for the United States, Canada, and Mexico),  
800-826-7653 (TTY), or 703-274-3900  
703-274-2200 (Fax)  
Internet: [www.missingkids.com](http://www.missingkids.com)  
CyberTipline: [www.cybertipline.com](http://www.cybertipline.com)

#### **Branch Offices**

California: 714-508-0150  
Florida: 561-848-1900  
Collier County: 239-566-5801  
Kansas City (MO): 816-756-5422  
New York  
585-242-0900 (Rochester)  
716-842-6333 (Buffalo)  
315-732-7233 (Mohawk Valley)  
South Carolina: 803-254-2326  
Texas: 512-465-2156

#### **Team H.O.P.E.**

866-305-HOPE (866-305-4673)  
Internet: [www.teamhope.org](http://www.teamhope.org)  
or contact NCMEC at 800-843-5678

### ***Association of Missing and Exploited Children's Organizations, Inc. (AMECO)***

AMECO is a national association of missing and exploited children's organizations that work together to serve and protect missing children and their families. AMECO seeks to improve both the capabilities of nonprofit missing children's organizations and the overall quality of services provided through certification of its member organizations. AMECO develops standards for missing children's

organizations, provides outreach and assistance to local nonprofit organizations, and establishes guidelines for nonprofit agencies that serve missing children and their families.

You can contact AMECO to find out the names of nonprofit missing children's organizations—both in your community and throughout the country—that can provide assistance and support to you and your family.

**Association of Missing and Exploited Children's Organizations, Inc.**

Internet: [www.amecoinc.org](http://www.amecoinc.org)

### **Other Nonprofit Organizations**

A number of private nonprofit organizations provide services to families whose children have been abducted. Before you contact such an organization, however, ask NCMEC or AMECO to tell you which organizations meet their requirements for certification or membership. You might also want to talk with your law enforcement contact and with the parents of other missing children. Be wary of organizations that promise they can find your missing child, that request payment for these services, or that are unknown in this field.

### **Victim's Advocates**

Ask your law enforcement contact to arrange to have a victim's advocate come to your home to explain your rights and to explore the counseling, treatment, and related services available to you. Victim's advocates are usually associated with the offices of the sheriff, the state prosecutor, or the district attorney. If you have access to the Internet, you can find a list of victim advocacy and compensation groups at the Office for Victims of Crime

Web site ([www.ojp.usdoj.gov/ovc](http://www.ojp.usdoj.gov/ovc)). *Federal Resources on Missing and Exploited Children: A Directory for Law Enforcement and Other Public and Private Agencies* (see Recommended Readings and Other Resources) also contains a list of victim's advocate services and organizations.

### **Parent Survivors**

Talking with parents who have survived a similar ordeal can help you regain your sanity and increase your effectiveness in the search for your child, for only they can truly understand your pain and anguish. The parents who helped to write this *Guide* are willing to talk to you. To contact any of the parent authors, call the Child Protection Division at the Office of Juvenile Justice and Delinquency Prevention (202-616-3637). Other victim help groups are listed in *Federal Resources on Missing and Exploited Children: A Directory for Law Enforcement and Other Public and Private Agencies* (see Recommended Readings and Other Resources).

In addition, Team H.O.P.E. can connect trained parent volunteers who can provide advice, assistance, and encouragement to other parent victims. Parent survivors and volunteers can also be reached through Team H.O.P.E. at 866-305-HOPE (866-305-4673).

### **Local Businesses**

Local businesses in your community can provide a number of goods and services that will be needed in the search for your child. In addition, with permission you can post your child's picture in store windows, on doors, and on the backs of trucks. See chapter 5 (Volunteers) for a list of the types of organizations and businesses that may be willing to help.



## Government Resources

### ***Federal Agencies***

Many federal agencies provide technical support and services to law enforcement and other public and private agencies to aid in the search and recovery of a missing child. A comprehensive list of these services is available in *Federal Resources on Missing and Exploited Children: A Directory for Law Enforcement and Other Public and Private Agencies* (see Recommended Readings and Other Resources). The agencies listed below, which have been referenced throughout this *Guide*, provide support and/or investigative services to missing and exploited children and their families.

#### ***Child Protection Division***

The Child Protection Division provides support to several missing and exploited children's organizations, including NCMEC, AMECO, and Team H.O.P.E.; provides technical assistance and training to law enforcement to improve their investigation of missing and exploited children cases; produces reports to improve services to missing and exploited children and their families; and conducts research related to missing and exploited children. For information about any of these activities or the organizations listed above, call the Child Protection Division at the phone number listed below.

#### **Child Protection Division**

Office of Juvenile Justice and Delinquency Prevention  
Office of Justice Programs  
U.S. Department of Justice  
810 Seventh Street NW.  
Washington, DC 20531  
202-616-3637  
202-307-2819 (Fax)  
Internet: [www.ojp.usdoj.gov/ojjdp](http://www.ojp.usdoj.gov/ojjdp)

### ***Office for Victims of Crime (OVC)***

OVC makes awards each year to state crime victim compensation and assistance programs to supplement state funding for victim services. Crime victim compensation is the direct payment to a crime victim or to his or her family to help cover crime-related expenses, such as medical treatment, mental health counseling, lost wages, or funeral services. Every state administers a crime victim compensation program, and most programs have similar eligibility requirements and offer a comparable range of benefits.

Crime victim assistance programs provide direct services, such as crisis intervention, counseling, emergency transportation to court, temporary housing, and criminal justice support and advocacy. For information about these programs, contact your local crime victim compensation program or crime victim assistance program. *Federal Resources on Missing and Exploited Children: A Directory for Law Enforcement and Other Public and Private Agencies* (see Recommended Readings and Other Resources) contains a listing of all state offices.

#### **Office for Victims of Crime**

Office of Justice Programs  
U.S. Department of Justice  
810 Seventh Street NW.  
Washington, DC 20531  
202-307-5983  
202-514-6383 (Fax)  
Internet: [www.ojp.usdoj.gov/ovc](http://www.ojp.usdoj.gov/ovc)

### ***Federal Bureau of Investigation***

#### **FBI Headquarters**

Special Investigations and Initiatives Unit  
Crimes Against Children Unit  
935 Pennsylvania Avenue NW.  
Washington, DC 20535-0001  
202-324-3666  
202-324-2731 (Fax)

*(See the front of your local telephone book for the number of your local FBI Field Office.)*

The Crimes Against Children Unit works closely with FBI Field Offices and other FBI components to coordinate operational support to more effectively address crimes against children. The FBI Field Offices house Crimes Against Children Coordinators, who use all available investigative, tactical, forensic, informational, and behavioral science resources in the investigation of crimes against children.

## ***Missing Children's Clearinghouses<sup>1</sup>***

Missing children's clearinghouses are state government agencies connected with law enforcement. Because the types of services available in each state vary substantially, you need to call your state clearinghouse to find out both what services are available to help you in your search and whether the clearinghouse will distribute photographs of your missing child. Then you can call other state clearinghouses in your region and throughout the nation to compare services and take advantage of those not available to you in-state. Keep a list of what you learn about each clearinghouse in a spiral notebook for later use.

### **Alabama**

Alabama Bureau of Investigation  
Missing and Exploited Children  
P.O. Box 1511  
Montgomery, AL 36102-1511  
800-228-7688  
334-353-2563 (Fax)  
Internet: [www.dps.state.al.us/abi](http://www.dps.state.al.us/abi)  
ORI: ALAST0047

### **Alaska**

Alaska State Troopers  
Missing Persons Clearinghouse  
5700 East Tudor Road  
Anchorage, AK 99507  
800-478-9333 or 907-269-5497  
907-338-7243 (Fax)  
ORI: AKAST0100

### **Arizona**

Arizona Department of Public Safety  
Criminal Investigations Research Unit  
P.O. Box 6638  
Phoenix, AZ 85005  
602-223-2158  
602-223-2911 (Fax)  
ORI: AZ0079925

### **Arkansas**

Arkansas Office of the Attorney General  
Missing Children Services Program  
323 Center Street, Suite 1100  
Little Rock, AR 72201  
800-448-3014 (in-state only) or  
501-682-1020  
501-682-6704 (Fax)  
Internet: [www.arkansasag.gov](http://www.arkansasag.gov)  
ORI: AR060035A

### **California**

California Department of Justice  
Missing and Unidentified Persons Unit  
P.O. Box 903387  
Sacramento, CA 94203-3870  
800-222-3463 (in-state only) or  
916-227-3290  
916-227-3270 (Fax)  
Internet: <http://ag.ca.gov/missing>  
ORI: CA0349454

---

<sup>1</sup> The ORI numbers following many of the clearinghouses in this list are assigned by the National Crime Information Center to law enforcement agencies for administrative purposes.

**Colorado**

Colorado Bureau of Investigation  
Missing Person/Children Unit  
710 Kipling Street, Suite 200  
Denver, CO 80215  
303-239-4251  
303-239-5788 (Fax)  
ORI: COCBI0009

**Connecticut**

Connecticut State Police  
Missing Persons  
P.O. Box 2794  
Middletown, CT 06457-9294  
800-367-5678 (in-state only),  
860-685-8190 (emergency messaging),  
or 860-685-8260  
860-685-8346 (Fax)  
ORI: CTCSP2900

**Delaware**

Delaware State Police  
State Bureau of Identification  
1407 North DuPont Highway  
Dover, DE 19903  
302-739-5883  
302-739-5888 (Fax)  
ORI: DEDSP0001

**District of Columbia**

D.C. Metropolitan Police Department  
Missing Persons/Youth Division  
1700 Rhode Island Avenue NE.  
Washington, DC 20018  
202-576-6768  
202-576-6561 (Fax)  
ORI: DCMPD0000

**Florida**

Florida Department of Law Enforcement  
Missing Children Information Clearinghouse  
P.O. Box 1489  
Tallahassee, FL 32302  
888-356-4774 or 850-410-8585  
850-410-8599 (Fax)  
E-mail: 74431.134@compuserve.com  
Internet: www.fdle.state.fl.us

**Georgia**

Georgia Bureau of Investigation  
Intelligence Unit  
P.O. Box 370808  
Decatur, GA 30037  
800-282-6564 or 404-244-2554  
404-244-2798 (Fax)  
ORI: GAGBI0050

**Hawaii**

Hawaii State Clearinghouse on  
Missing Children  
Department of the Attorney General  
235 South Beretania Street, Suite 206  
Honolulu, HI 96813  
808-586-1449  
808-753-9797 (Hotline)  
808-586-1424 (Fax)  
Internet: www.missingchildcenterhawaii.com

**Idaho**

Idaho Bureau of Criminal Identification  
Missing Persons Clearinghouse  
P.O. Box 700  
Meridian, ID 83680-0700  
888-777-3922 or 208-884-7154  
208-884-7193 (Fax)  
Internet: www.isp.state.id.us  
ORI: ID001015Y

**Illinois**

Illinois State Police  
500 Iles Park Place, Suite 104  
Springfield, IL 62703-2982  
800-843-5763 or 217-785-4341  
217-785-6793 (Fax)  
Internet: www.amberillinois.org  
ORI: IL0849800

**Indiana**

Indiana State Police  
Indiana Missing Children Clearinghouse  
Third Floor North  
100 North Senate Avenue  
Indianapolis, IN 46204-2259  
800-831-8953 or 317-232-8310  
317-233-3057 (Fax)  
Internet: www.state.in.us/isp  
ORI: INISP0012

**Iowa**

Missing Person Information Clearinghouse  
Division of Criminal Investigations  
Wallace State Office Building  
East 9th and Grand  
Des Moines, IA 50319  
800-346-5507 or 515-281-7958  
515-242-6297 (Fax)  
Internet: [www.iowaonline.state.ia.us/mpic](http://www.iowaonline.state.ia.us/mpic)

**Kansas**

Kansas Bureau of Investigation  
Missing Persons Clearinghouse  
1620 SW. Tyler Street  
Topeka, KS 66612-1837  
800-572-7463 or 785-296-8200  
785-296-6781 (Fax)  
Internet: [www.accesskansas.org/kbi](http://www.accesskansas.org/kbi) or  
[www.ksamber.org](http://www.ksamber.org)  
ORI: KSKBI0000

**Kentucky**

Kentucky State Police  
1240 Airport Road  
Frankfort, KY 40601  
800-222-5555 (in-state only) or  
502-227-8799  
502-564-4931 (Fax)  
Internet: [www.state.ky.us/agencies/ksp/  
mchild.htm](http://www.state.ky.us/agencies/ksp/mchild.htm)  
ORI: KYSKP0022

**Louisiana**

Louisiana Department of Social Services  
Louisiana Clearinghouse for Missing and  
Exploited Children  
Office of Community Services  
P.O. Box 3318  
Baton Rouge, LA 70812  
225-342-8631  
225-342-9087 (Fax)

**Maine**

Maine State Police  
Missing Children Clearinghouse  
State House Station 52  
18 Meadow Road  
Augusta, ME 04333-0052  
207-532-5404  
207-532-5455 (Fax)  
ORI: MEMSP0000

**Maryland**

Maryland Center for Missing Children  
Maryland State Police Computer Crimes Unit  
7155 Columbia Gateway Drive, Suite C  
Columbia, MD 21046  
800-637-5437 or 410-290-1620  
410-290-1831 (Fax)  
ORI: MDMSP9500

**Massachusetts**

Massachusetts State Police  
Missing Persons Unit  
470 Worchester Road  
Framingham, MA 01702  
800-622-5999 (in-state only) or  
508-820-2129  
508-820-2128 (Fax)  
ORI: MAMSP0070

**Michigan**

Michigan State Police  
Prevention Services Unit  
714 South Harrison Road  
Lansing, MI 48823  
517-333-4006  
517-336-6100 (24-hour emergency line)  
517-333-4115 (Fax)

**Minnesota**

Minnesota State Clearinghouse  
Bureau of Criminal Apprehension  
1430 Maryland Avenue  
St. Paul, MN 55106  
651-793-1107  
651-793-1101 (Fax)

**Mississippi**

Mississippi Highway Patrol  
3891 Highway 486 West  
Jackson, MS 39208  
601-933-2657  
601-933-2677 (Fax)

**Missouri**

Missouri State Highway Patrol  
Division of Drug and Crime Control  
P.O. Box 568  
Jefferson City, MO 65102  
800-877-3452 or 573-526-6178  
573-526-5577 (Fax)  
ORI: MOMHP0014  
ORI: MOMHP0007

**Montana**

Montana Department of Justice  
Missing/Unidentified Persons  
P.O. Box 201402  
303 North Roberts Street, Room 374  
Helena, MT 59620-1417  
406-444-2800  
406-444-4453 (Fax)  
ORI: MT025045Y

**Nebraska**

Nebraska State Patrol  
Criminal Records and Identification Division  
P.O. Box 94907  
Lincoln, NE 68509  
402-471-4545/479-4918  
402-479-4054 (Fax)

**Nevada**

Nevada Office of the Attorney General  
Nevada Missing Children Clearinghouse  
555 East Washington Avenue, Suite 3900  
Las Vegas, NV 89101-6208  
800-992-0900 (in-state only) or  
702-486-3539  
702-486-3768 (Fax)  
Internet: [www.ag.state.nv.us/Divisions/  
Fraudunits/MissingKids/miss\\_kids.htm](http://www.ag.state.nv.us/Divisions/Fraudunits/MissingKids/miss_kids.htm)  
ORI: NV018025A

**New Hampshire**

New Hampshire State Police  
Investigative Services Bureau  
Major Crimes Unit  
91 Airport Road  
Concord, NH 03301  
800-852-3411 (in-state only) or  
603-271-2663  
603-271-2520 (Fax)  
Internet: [missingpersons@safety.state.nh.us](mailto:missingpersons@safety.state.nh.us)  
ORI: NHNSP0800

**New Jersey**

New Jersey State Police  
Unidentified Persons Unit  
P.O. Box 7068  
West Trenton, NJ 08628  
800-709-7090 or 609-882-2000  
609-882-2719 (Fax)  
Internet: [www.njsp.org/divorg/invest/  
mpce-unit.html](http://www.njsp.org/divorg/invest/mpce-unit.html)  
ORI: NJNSP0032

**New Mexico**

New Mexico Department of Public Safety  
ATTN: Law Enforcement Records  
P.O. Box 1628  
Santa Fe, NM 87504-1628  
505-827-9191  
505-827-3388 (Fax)

**New York**

New York Division of Criminal Justice Service  
Missing and Exploited Children  
4 Tower Place  
Albany, NY 12203  
800-346-3543 or 518-457-6326  
518-457-6965 (Fax)  
Internet: <http://criminaljustice.state.ny.us>  
ORI: NY001025Y

**North Carolina**

North Carolina Center for Missing Persons  
4706 Mail Service Center  
Raleigh, NC 27699-4706  
800-522-5437 (in-state only) or  
919-733-3914  
919-715-1682 (Fax)  
ORI: NCNHP0000

**North Dakota**

North Dakota Bureau of Criminal Investigation  
P.O. Box 1054  
Bismarck, ND 58502-1052  
701-328-5500  
701-328-5510 (Fax)  
ORI: NDRCD0000

**Ohio**

Missing Children Clearinghouse  
Attorney General's Office  
Crime Victims Services Section  
65 East State Street, Fifth Floor  
Columbus, OH 43215-4231  
800-325-5604 or 614-466-5610  
614-728-9536 (Fax)  
Internet: [www.mcc.ag.state.oh.us](http://www.mcc.ag.state.oh.us)

**Oklahoma**

Oklahoma State Bureau of Investigation  
Criminal Intelligence Office  
6600 North Harvey  
Oklahoma City, OK 73136  
405-879-2645  
405-879-2967 (Fax)  
ORI: OKOBI0000

**Oregon**

Oregon State Police  
Missing Children Clearinghouse  
400 Public Service Building  
Salem, OR 97310  
800-282-7155 (in-state only) or  
503-378-3720  
503-363-5475 (Fax)  
Internet: [www.osp.state.or.us](http://www.osp.state.or.us)  
ORI: OROSP0003 OROSP0004

**Pennsylvania**

Pennsylvania State Police  
Bureau of Criminal Investigation  
1800 Elmerton Avenue  
Harrisburg, PA 17110  
717-783-0960  
717-705-2306 (Fax)  
ORI: PAPS0012

**Rhode Island**

Rhode Island State Police  
Missing and Exploited Children Unit  
311 Danielson Pike  
North Scituate, RI 02857  
401-444-1125  
401-444-1133 (Fax)  
ORI: RIRSP0001

**South Carolina**

South Carolina Law Enforcement Division  
Missing Person Information Center  
P.O. Box 21398  
Columbia, SC 29221-1398  
800-322-4453 or 803-737-9000  
803-896-7595 (Fax)  
ORI: SCLED00M0

**South Dakota**

South Dakota Attorney General's Office  
Division of Criminal Investigation  
East Highway 34  
c/o 500 East Capitol Avenue  
Pierre, SD 57501  
605-773-3331  
605-773-4629 (Fax)  
ORI: SDDCI0000

**Tennessee**

Tennessee Bureau of Investigation  
Criminal Intelligence Unit  
901 R.S. Gass Boulevard  
Nashville, TN 37206  
615-744-4000  
615-744-4513 (Fax)  
ORI: TNTBI0000

**Texas**

Texas Department of Public Safety  
Special Crimes Services  
P.O. Box 4087  
Austin, TX 78773-0422  
800-346-3243 (in-state only) or  
512-424-5074  
512-424-2885 (Fax)  
Internet: [www.txdps.state.tx.us/mpch](http://www.txdps.state.tx.us/mpch)  
ORI: TXDPS4300

**Utah**

Utah Department of Public Safety  
Bureau of Criminal Identification  
P.O. Box 148280  
Salt Lake City, UT 84114-8280  
888-770-6477 or 801-965-4500  
801-965-4749 (Fax)

**Vermont**

Vermont State Police  
103 South Main Street  
Waterbury, VT 05671  
802-241-5352  
802-241-5349 (Fax)

**Virginia**

Virginia State Police Department  
Missing Children's Clearinghouse  
P.O. Box 27472  
Richmond, VA 23261  
800-822-4453 (in-state only) or  
804-674-2026  
804-674-2105 (Fax)  
ORI: VAVSP0000

**Washington**

Washington State Patrol  
Missing Children Clearinghouse  
P.O. Box 2347  
Olympia, WA 98507-2347  
800-543-5678  
360-644-2156 (Fax)  
ORI: WAWSP00L1

**West Virginia**

West Virginia State Police  
Missing Children Clearinghouse  
725 Jefferson Road  
South Charleston, WV 25309-1698  
800-352-0927 (in-state only) or  
304-558-1467  
304-558-1470 (Fax)

**Wisconsin**

Wisconsin Department of Justice  
Division of Criminal Investigation  
P.O. Box 7857  
Madison, WI 53701-2718  
800-THE-HOPE (800-843-4673)  
(in-state only) or 608-266-1671  
608-267-2777 (Fax)  
ORI: WI013015Y

**Wyoming**

Wyoming Office of the Attorney General  
Division of Criminal Investigation  
316 West 22d  
Cheyenne, WY 82002  
307-777-7537  
307-777-8900 (Fax)  
ORI: WY0110400

**Canada**

Royal Canadian Mounted Police  
Missing Children's Registry  
P.O. Box 8885  
1200 Vanier Parkway  
Ottawa, Ontario, CN K1G 3MB  
877-318-3576 (toll free in North America)  
or 613-993-1525  
613-993-5430 (Fax)  
Internet: [www.ourmissingchildren.gc.ca](http://www.ourmissingchildren.gc.ca)  
ORI: ON11074

**Puerto Rico**

Missing Children Program  
Centro Estatal Para Niños Desaparecidos y  
Victimas de Abuso  
P.O. Box 9023899  
Old San Juan, PR 00902-3899  
787-729-2523  
800-995-NINO (limited calling area)  
787-722-0809 (Fax)

**U.S. Virgin Islands**

U.S. Virgin Islands Police Department  
Patrick Sweeney Police Headquarters  
RR02 Kingshill  
St. Croix, VI 00850  
340-772-2211  
340-772-2626 (Fax)

**Netherlands Police**

Dutch National Police  
P.O. Box 3016  
2700 KX Zoetermeer  
The Netherlands  
Street Address:  
Europeiweg 45  
2700 KX Zoetermeer  
The Netherlands  
011-31-79-345-9748  
011-31-79-345-8881 (Fax)  
Internet: <http://nl.missingkids.com>

The most up-to-date information is available at [www.missingkids.com/lawenforcement](http://www.missingkids.com/lawenforcement); click on "Missing-Child Clearinghouse Program." Information is subject to change.



## About the Parent Authors



*Shelby Cox*

**Heather Cox and Marion Boburka**, mother and grandmother, respectively, of Shelby Marie Cox, have been strong proponents for missing and exploited children and their families since 4-year-old Shelby disappeared on November 13, 1995. She was playing on the family porch with her older sister and friends. After a 5-day search, Shelby's battered body was found in a neighbor's shed, killed by an 18-year-old boy who later confessed. "Shelby was a joyous child," Heather writes, "who saw the wonders of this world and embraced every one of them. She saw the magic in the clouds, the wonder of a rainbow, the beauty of a flower in bloom. She was full of spunk and mischievousness and laughter. To say we miss her doesn't even come close to how deep our feelings are. Instead, we fight for the

children, for Shelby's peers, so that people will learn, and then Shelby's life and death will not have been in vain."

**Colleen Nick**, mother of Morgan Chauntel Nick, has been a spokesperson and champion for missing children and their families since Morgan's abduction on June 9, 1995. Six-year-old Morgan was last seen at 10:45 p.m., while playing at a little league ball game in Alma, AR. She was standing near her mother's car where she had stopped to empty sand from her shoes. Witnesses observed a man watching Morgan as she played with other children. The man was described as white, 6 feet tall, 20 to 40 years old, with black or "salt and pepper" hair. Colleen writes, "You are a wonderful friend, a treasured daughter, a loving big sister, a blessing we cannot live without. We feel cheated every day that goes by and we do not see your smile, hear your bubbly laughter, or listen to your thoughts and ideas. We know that the world was deprived of something very precious and unique when you were taken from us. We have never stopped believing that we will find you. We will never give up hope. Always know that you are loved. Most of all, don't ever give up. We will find you. We promise."



*Morgan Nick*



*Jimmy Ryce*

**Don and Claudine Ryce**, parents of Jimmy Ryce, have devoted their lives to getting kids home safe. On September 11, 1995, Jimmy was walking home from the bus stop when he was abducted at gun-point, sexually molested, and murdered. His parents believe he could have been found if bloodhounds had been available. As cofounders of the Jimmy Ryce Center for Victims of Predatory Abduction, Don and Claudine have worked to establish a network of bloodhounds across the country; coordinated a petition drive that resulted in President Clinton's signing of an Executive memorandum requiring that missing children's pictures be posted in federal buildings and national parks; worked to place missing children's pictures on billboards and in every driver's license renewal packet sent out in Florida; and helped the Dade County School Board

implement the Jimmy Ryce Predator Notification Act by sending home with each child pictures of convicted sexual predators living in the county. The Ryces write, "Children are their own last defense against sexual predators. To make children more predator resistant, we are developing a Web site (<http://jimmyryce.org>) where children can learn how to recognize dangerous situations and how to get away. It takes a lot of imagination and hard work to make our children safer, but we can do it together. Send us your ideas at [misujim@netrox.net](mailto:misujim@netrox.net)."

**Patrick Sessions**, father of Tiffany Sessions, has devoted much of his energy to helping protect other children who may be victimized and providing support and encouragement to their families. Tiffany was last seen on February 9, 1989, at 6 p.m., walking in Gainesville, FL. She was 20 years old and had blonde hair and blue eyes. "It is the hope of the Sessions family," Patrick writes, "that this *Guide* will be of help to families who may find themselves in the difficult position of searching for a loved one. Although the search for Tiffany has not been successful, many other families' prayers have been answered with the return of their loved ones. Literally

thousands of people, both friends and strangers, reached out to help in the search for Tiffany, and those hard-learned lessons are included in this *Guide*. Our small part in helping prepare this *Guide* is dedicated to all the people who have helped Tiffany and the other children who have needed their help and support. Thanks to those people, we have the strength and determination to continue our search for Tiffany."



*Tiffany Sessions*

**Patty Wetterling**, mother of Jacob Wetterling, has devoted her life to child safety issues. She is a founding member of the board of directors of the Association of Missing and Exploited Children's Organizations, a cofounder of the Jacob Wetterling Foundation, and a member of the board of directors of the National Center for Missing & Exploited Children®. Her most recent accomplishments include passage of the Jacob Wetterling Crimes Against Children Registration Act, a federal law requiring convicted sex offenders to register their place of residence with local law enforcement after release from prison. On October 22, 1989, Jacob was abducted at gunpoint near the Wetterling home and has not been seen since. Patty writes, "I think about you every day and wonder what you would have become had you not been stolen from us. It's so unfair. If you're not alive, we need to know.

Someone has been torturing us for far too long. I still look everywhere I go at faces, and I keep asking everyone else to look, too. Sometimes people who were badly victimized forget who they are. I'm still asking the whole world to help. Don't give up your dreams, Jacob. They can still come true if you hope and don't give up. We're still searching for you and we will never quit until we know who did this, what happened, and where you are. Forever and always, I love you."



*Jacob Wetterling*



# Index

- AMBER Alert Plan, **2, 4, 17, 21**
- AMECO. *See* Association of Missing and Exploited Children's Organizations, Inc.
- age-progressed photographs, **9, 41**
- alcohol, use of, **62**
- America's Most Wanted*, **19, 27, 41**
- anger, coping with, **62, 63, 65, 66**
- Association of Missing and Exploited Children's Organizations, Inc., **8, 9, 40, 50, 79–80, 81**
- BOLO. *See* Be On the Look Out bulletin
- Be On the Look Out bulletin, **2, 21**
- bill paying, **71**
- birthdays, **28, 31, 41, 55**  
changes in celebrating, **65**
- blame, coping with, **62, 63**
- blog, **22**
- bloodhounds, **3, 7, 50, 90**
- broadcast fax, **41**
- buttons, **9, 31, 42, 45**
- child advocate, **18**
- child, description of missing, **2, 4, 14, 26, 33, 37**
- Child Protection Division, **63, 80, 81**
- children. *See* siblings
- computer, **2, 14, 22, 40**
- coordinator  
of media events, **67**  
of photo distribution, **40**  
of posters, **45**  
of volunteers, **47, 49, 67**
- counseling, **62, 63, 64, 66, 67, 80**
- Crime Stoppers, **9, 45, 59**
- DNA evidence, **14, 21**
- dental records, **15**
- depression, coping with, **62, 63, 66**
- description, of missing child, **2, 4, 14, 26, 33, 37**
- digitized photographs, **26, 33, 37, 40**
- disappearance, classification of, **19**
- dogs, tracking and trailing, **3, 6, 7, 14, 21**. *See also* bloodhounds
- donations, **56–57**  
accounting for, **56–57**
- drugs, use of, **62**
- e-mail, **19, 30, 40, 41, 42, 47**. *See also* Internet  
Emergency Alert System, **4**  
emotions, **62, 63, 66**. *See also* mental health  
evidence, collection of, **2, 5, 14, 52**. *See also*  
DNA evidence  
exercise, importance of, **61**  
extortion, **3, 22, 57**
- FBI. *See* Federal Bureau of Investigation
- Facebook, **2**
- Family Advocacy Division, **50**. *See also* National Center for Missing & Exploited Children®
- family meetings, **28, 65**
- family spokesperson, **3, 26, 27, 67**
- fax machines, use of, **40, 42**
- fear, coping with, **62, 63, 65, 66**
- Federal Bureau of Investigation, **2, 81–82**  
Evidence Response Teams, **6**  
Field Office resources, **3, 6, 21, 41, 82**  
special reward funds, **56**
- financial assistance, **71**
- financial concerns, **56, 71**
- fliers  
distribution of, **9, 31, 37, 40–42, 45, 47, 48, 65, 67**  
samples, **38–39**
- grief, coping with, **62, 63, 64, 66, 67**
- helicopters, **6, 21**
- holidays, changes in celebrating, **65**
- hope, **1, 61, 64**
- infrared, **6, 21**
- Internet  
sites, **2, 15**  
surfing, **14**  
use of, **40, 48, 80**  
*See also* e-mail, Web site
- interviews  
with law enforcement, **18**  
with the media, **26, 27, 28, 29, 30, 31, 33–34, 41, 42, 65**
- journal, personal, **8, 62**

- laughter, **64**
- law enforcement
- background checks, **7**
  - case coordinator, **2, 6, 8, 18–19**
  - classification of disappearance, **19**
  - criticism of, **34**
  - descriptions to, **2–3, 14, 37**
  - disclosure of information to the media, **3, 4, 14, 19, 25–26, 33, 34**
  - expectations of, **17**
  - leads for, **3, 9, 10–11, 59**
  - partnership with, **17–19**
  - photographs for, **14, 15**
  - questions from, **18**
  - and rewards, **55**
  - role in search, **5–7**
  - search and recovery plan, **5–6, 21–22**
  - See also* primary law enforcement contact, Team Adam
- media
- choice of family spokesperson, **3, 26, 27, 67**
  - deadlines, **27**
  - disclosure of information to, **19, 34**
  - events, **3, 26, 28, 31**
  - ground rules for, **26, 65**
  - “hooks,” **28, 30**
  - packages, **26–27**
  - public relations experts, **30**
  - See also* interviews; law enforcement, disclosure of information to the media; press conferences; press kits; press releases
- medical records, **3, 15**
- mental health
- taking care of extended family members, **67**
  - taking care of your other children, **64–66**
  - taking care of yourself, **3, 61–64**
- missing children’s clearinghouses. *See* state missing children’s clearinghouses
- missing children’s organizations
- photo distribution, **2, 40, 42**
  - resources available from, **8, 9, 26, 64, 66, 67, 79–80**
- Missing-Child Clearinghouse Program, **88**
- Missing Persons File. *See* National Crime Information Center, Missing Persons File
- MySpace, **2**
- NCIC. *See* National Crime Information Center
- NCMEC. *See* National Center for Missing & Exploited Children®
- National Center for Missing & Exploited Children®
- assistance from, **9, 26, 27, 41, 66**
  - photo distribution, **2, 8, 40, 41, 42**
  - publications, **75–76**
  - resources, **3, 6, 8, 9, 19, 21, 40, 45, 50, 79**
  - See also* Project ALERT, Team H.O.P.E., Team Adam, and Family Advocacy Division
- National Crime Information Center, Missing Persons File, **2, 21**
- National Missing Children’s Day, **28**
- Nonprofit organization, **68**
- notebooks, uses for, **3, 6, 8, 52, 82**
- Office for Victims of Crime, **71, 80, 81**
- Office of Juvenile Justice and Delinquency Prevention, **63, 80**
- parents
- privacy issues, **27–28, 29**
  - reaction to media coverage, **25**
  - relationship with law enforcement, **6, 17–19**
  - response to disappearance, **1**
  - role in search, **5, 8, 14**
  - as suspects, **18**
  - See also* mental health
- peer support, **63, 66**
- photographs
- age-progressed, **9, 41**
  - digitized, **26, 33, 37, 40**
  - distribution coordinator, **40**
  - distribution of, **2, 8, 37, 40–43**
  - for law enforcement, **14, 15**
  - for the media, **26, 33**
- pledges, monetary, **56**
- police reports, **8**
- politicians, getting help from, **9, 28, 31, 41**
- polygraph testing, **3, 18**
- posters, distribution of, **3, 9, 21, 31, 41–42, 47, 48, 50, 67**
- press conferences, **26, 27, 28, 29, 31, 34**
- press kits, **41**
- press releases, **3, 28, 30, 31, 41, 42**

- primary law enforcement contact, **2, 6, 8, 18–19, 31, 41, 45, 49, 50, 55, 56, 63, 65, 66, 80**
- privacy issues, **26, 27, 29**
- Project ALERT, **79**
- private detectives, **10**
- psychics, **10–11**
- public awareness events, **31**
- questions
  - from law enforcement, **18**
  - from the media, **26, 33–34**
- radio, **4, 25, 27, 28, 29, 30, 31, 33, 41**
- registry of missing persons. *See* National Crime Information Center, Missing Persons File
- religion, **63**
- rewards
  - amount of, **56**
  - choice of tiplines, **8, 9, 59**
  - disposal of excess funds, **57**
  - publicity for, **26**
  - purpose of, **55**
  - use of, **3, 55–56**
  - See also* donations, special reward funds
- school, returning to, **66**
- search
  - Internet, **6**
  - law enforcement's role in, **5–7**
  - parents' role in, **5, 8, 14**
  - types of, **6–7**
  - volunteers' role in, **7–8, 47–50, 52**
- siblings, **64–66**
- sign-in procedures, for volunteers, **7, 52**
- social networking sites, **2, 15, 22**
- special reward funds, **56**
- state missing children's clearinghouses, **82–88**
  - photo distribution, **2, 40**
  - resources available from, **8, 9, 19, 21, 26, 40, 59, 63, 66, 71**
- stress, handling, **28, 61–64**
- suspects, possible, **7, 14–15, 18, 21, 28**
- T-shirts, **31, 42**
- talk shows, **41, 43**
- Team Adam, **8, 21, 79**
- Team H.O.P.E., **50, 63, 79, 80**
- telephone
  - caller ID, **3, 6**
  - cell phones, **2, 3, 4, 6, 19, 22**
  - how to answer, **3, 6, 48, 59, 67**
- television, **4, 25, 27, 29, 30, 31, 40**
- text messages, **4, 22**
- therapy. *See* counseling
- tiplines, **9, 45, 59**
- Twitter, **22**
- victim's advocates, **63, 80**
- Victim's Bill of Rights, **29**
- victim's compensation funds, **71, 80**
- videotapes, of missing child, **15, 33, 37, 40**
- volunteers
  - activities for, **3, 8, 10, 30, 48, 52**
  - coordinator of, **47, 49, 67**
  - discomfort with, **11, 48–49**
  - role in search, **7–8, 47–50, 52**
  - sign-in procedures, **7, 52**
  - staging area, **7**
  - use of established groups, **7, 49**
- Web site, **3, 9, 26, 40, 48, 67**
- witnesses, **3, 7, 22**
- work, returning to, **64, 71**
- x rays, **3, 15**







**U.S. Department of Justice**

Office of Justice Programs

*Office of Juvenile Justice and Delinquency Prevention*

*Washington, DC 20531*

Official Business

Penalty for Private Use \$300

**OJJDP Report**



PRESORTED STANDARD  
POSTAGE & FEES PAID  
DOJ/OJJDP  
PERMIT NO. G-91

